



COMPTROLLER  
*of* MARYLAND  
*Serving the People*

---

---

# Alcohol & Tobacco Tax Annual Report

---

---

Fiscal Year 2008



*Peter Franchot*

Comptroller of Maryland

# **Comptroller of Maryland Alcohol and Tobacco Tax**

Peter Franchot, Comptroller of Maryland

Louis L. Goldstein Treasury Building  
P.O. Box 2999  
Annapolis, Maryland 21404-2999  
410-260-7314



**To the General Assembly and the  
Governor of Maryland:**

I am pleased to present the fiscal year 2008 report of the Alcohol and Tobacco Tax Bureau of the State Comptroller's Office, transmitted in compliance with provisions of Section 14-203 of Article 2B of the Annotated Code of Maryland and prepared by the Alcohol and Tobacco Tax office.

This report reviews the office's activities and details revenue collections and comparisons, license information, consumption figures and other statistics.

If you need more information on any items covered in this report, please contact the Alcohol and Tobacco Tax office or me, in Annapolis, and we will be happy to help you.

Sincerely,

A handwritten signature in black ink that reads "Peter Franchot".

Comptroller of Maryland

---

# Table of Contents

---

<b>I.</b>	<b>Preface</b>	
	Introduction.....	1
<b>II.</b>	<b>Revenues</b>	
	State Gross Revenue from 1933-2008 .....	2
	Net Revenue .....	3
	Revenue Comparison by Months .....	4
	<i>Distilled Spirits, Wine, Beer</i>	
	Revenue Comparison by Months .....	5
	<i>Tobacco</i>	
	State Gross Revenue from Licenses .....	6
	State Gross Revenue from Permits.....	7
<b>III.</b>	<b>Consumption Trends</b>	
	Consumption of Distilled Spirits, Beer & Wine...	8
	Per Capita Tax Dollars & Consumption .....	9
	<i>Distilled Spirits, Wine, Beer</i>	
	Wholesale Alcoholic Beverage Deliveries & Cigarette Sales for Fiscal Year 2008.....	10
	Comparative Analysis.....	11
	Maryland Wineries.....	12
	Maryland Breweries .....	13
<b>IV.</b>	<b>Administrative &amp; Enforcement</b>	
	Summary of Administrative Activities .....	14
<b>V.</b>	<b>Appendix</b>	
	Bulk Transfer Permits.....	15
	Alcoholic Beverages Area & Population Chart ..	16
	State of Maryland Map .....	17
	Revenues Received by Local Authorities .....	18
	Retail Licenses by Class .....	19
	Retail Licenses as of April 30, 2008 .....	20
	Retail License Violations .....	21
	Retail License Information .....	22-29
	Retail License Issuing Authorities.....	30-31
	Liquor Control Boards & Dispensary Locations .	32
	Clerks of the Court Statewide.....	33

---

# Introduction

---

MATT Regulatory Division of the Comptroller of Maryland is responsible for collecting alcoholic beverage and cigarette taxes and for administering and enforcing the State's alcoholic beverage and tobacco tax laws.

This report details the division's activities, including revenue collections and audit and enforcement activities for fiscal year 2008, beginning July 1, 2007, and ending June 30, 2008.

## Revenue

Total net receipts derived from the alcoholic beverage and tobacco taxes, license and permit fees and miscellaneous income for fiscal year 2008 amounted to \$406,497,174. A .1% decrease in the beer tax revenue, a 2.4% increase in wine tax collections and a 1.2% increase in the distilled spirits receipts contributed to an overall increase of .99% in alcoholic beverage tax collections compared with fiscal year 2007. The net receipts from the sale of cigarette tax stamps, \$340,551,036 reflected a 26.9% increase, from the previous fiscal year. The net receipts from Other Tobacco Products Tax amounted to \$9,738,088, an increase of 7.6% from the previous fiscal year. Other Tobacco Products include chewing tobacco, snuff, pipe tobacco, cigars and roll-your-own.

The tobacco tax yielded the largest percentage of the unit's net receipts at 90.0%, while distilled spirits produced 4.0%, beer 2.0%, wine 1.0% and other tobacco products 3.0%.

## Alcohol and Tobacco Legislation

The 2007 special session of the General Assembly saw one piece of legislation passed having statewide effect on tobacco tax laws of Maryland. The 2008 session of the General Assembly saw six pieces of legislation passed having statewide effect on the alcohol and tobacco tax laws of Maryland. Those bills are listed with the corresponding chapter number indicated in parenthesis. The session also saw the passage of approximately thirty-four alcohol bills affecting laws at the county level. For a summary of those pieces of legislation, visit the Maryland General Assembly's website, <http://mlis.state.md.us>.

## 2007 Special Session

### **HB5 (Chapter 6)**

#### **Transportation & State Investment Act**

Increase in the cigarette excise tax on cigarettes from \$1.00 to \$2.00 per pack of 20, to include a floor tax. Effective January 1, 2008.

## 2008 Regular Session

### **SB 9 (Chapter 343)**

#### **Alcoholic Beverages - Beer Keg Sales - Registration Form**

Requiring a person who sells beer in kegs at retail in Prince George's County to complete a specified registration form and to record on the copy of the registration form the purchaser's identification number and the date the identification was issued.

Effective July 1, 2008.

### **SB 118 (Chapter 369), HB 205 (Chapter 370)**

#### **Alcoholic Beverages-Beer Manufacturer & Distributor Agreements-Obligation of Successor Manufacturer**

Requiring a successor beer manufacturer who terminates an agreement with a beer distributor to remunerate the beer distributor a sum equal to the fair market value calculated from the date of the termination for the sale of the beer; requiring a successor beer manufacturer to give notice to a surviving beer distributor before termination of specified agreements, and providing for other obligations of a successor beer manufacturer.

Effective October 1, 2008.

### **SB 118 (Chapter 568)**

#### **Comptroller-Cigarette Business Licenses-Grounds for Disciplinary Action**

Clarifying that applicants for cigarette business licenses and licensees must buy cigarettes for resale from a licensed cigarette manufacturer in order to be in compliance with specified provisions of law and not subject to disciplinary action by the Comptroller.

Effective October 1, 2008.

### **SB 745: Alcoholic Beverages - Definitions - Beer**

Altering the definition of beer as used in Article 2B, and Title 5 of the Tax - General Article, Annotated Code of Maryland to include "flavored malt beverages" in conformity with the United States Alcohol and Tobacco Tax and Trade Bureau's regulations.

Effective October 1, 2008 by operation of law.

### **HB 76 (Chapter 566), SB 166 (Chapter 565)**

#### **Furnishing an Alcoholic Beverage to Underage Individual - Penalty**

Increasing the penalty for furnishing an alcoholic beverage for consumption to an individual under the age of 21 years under certain circumstances by imposing a fine not exceeding \$2,500 for a first offense and a fine not exceeding \$5,000 for a subsequent violation.

Effective October 1, 2008.

### **HB 703 (Chapter 86)**

#### **Alcoholic Beverages- Special Brewery Promotional Event Permit**

Establishing a special brewery promotional event permit to be issued by the Office of the Comptroller to a holder of a Class 5 manufacturer's license, authorizing a permit holder to provide beer samples and sell beer at a promotional event under specified circumstances.

Effective June 1, 2008.

# State Gross Revenue from 1933 - 2008

a) Alcoholic Beverage License Fees	\$10,112,796.07	a
b) Distilled Spirits	\$734,034,462.40	b
c) Manufacturer's Tax on Distilled Spirits	\$1,528,684.14	c
d) Wine	\$155,623,935.21	d
e) Beer	\$398,829,776.15	e
f) Alcoholic Beverage Permit Fees	\$11,896,618.25	f
g) Cigarettes	\$4,428,967,491.98	g
h) Other Tobacco Products	\$61,569,097.35	h
Miscellaneous Alcoholic Beverages	\$1,295,576.52	
Miscellaneous Tobacco	\$64,410,808.98	
<b>Total</b>	<b>\$5,868,269,247.05</b>	

- (a) License fees are collected from manufacturers, wholesalers, railroads, steamboats and airline companies.
- (b) Distilled spirits and sparkling and fortified wines excise tax began December 5, 1933, at \$1.10 per wine gallon not over 100 proof. The tax on distilled spirits increased to \$1.25 per wine gallon on 100 proof or less on October 1, 1939, and increased to \$1.50 per wine gallon on 100 proof or less July 1, 1955.
- (c) The manufacturer's tax on distilled spirits began on April 1, 1936, at the rate of 5 cents per proof gallon. The rate decreased to 2 ½ cents per proof gallon on June 1, 1937, and exempted brandy and neutral spirits. This tax was discontinued September 30, 1939.
- (d) Prior to April 1, 1935, the tax levied on sparkling and fortified wines was the same rate as distilled spirits at \$1.10 per gallon. Effective this date, wine was taxed at the same rate; reduced to 20 cents per gallon. The rate increased to 40 cents per gallon on July 1, 1972.
- (e) The beer excise tax began April 1, 1936, at the rate of 2.4375 cents per gallon. The rate increased to 3 cents per gallon October 1, 1938. The rate increased to 9 cents per gallon July 1, 1972.
- (f) Certain permit fees were established June 1, 1943, at an annual fee of \$5.00 for each permit issued. Subsequently these permits and fees were changed. Permit fees were established June 1, 1959, as follows: Public Storage \$50.00, Public transportation \$50.00, Public Storage and Transportation \$50.00, Individual Storage \$25.00, Non-Residential Dealer \$50.00, Import and Export \$50.00, Bulk Transfer "BO" \$50.00, Bulk Transfer "BU" \$25.00, Non-Beverage (Commercial) \$25.00, Non-Beverage Eleemosynary-gratis, Change of Domicile \$2.00, Individual Transportation \$2.00, Vehicle Identification \$2.00 per vehicle.

- The Solicitor's Permit began June 1, 1973, the Wine Exhibition Permit began July 1, 1985 at a \$50.00 fee and Charity Wine Auction Permit began July 1, 1986 at a \$500.00 fee. The issuance of Non-Resident Storage Permits began July 1987, at a \$500.00 fee. The Alcohol Awareness Program Permit began July 1, 1989 at a \$15.00 fee. Numerous license and permit fees were increased effective May 1, 1992. The Alcohol Awareness Instructor's Permit began October 1, 1994 at a \$5.00 fee; the Family Beer and Wine Facility Permit began on June 1, 1996 at a \$400.00 fee; the Private Bulk Sales Permit began on October 1, 1997 at a \$25.00 fee; the Winery Special Event Permit began on October 1, 2000 at a \$25.00 fee and the Direct Wine Seller's Permit began on July 1, 2002 at a \$10.00 fee. The fee per vehicle for Vehicle Identification cards was increased from \$2.00 to \$10.00 effective June 1, 2003. The fee for a Charity Wine Auction permit was reduced from \$500.00 to \$10.00 effective June 1, 2004. The Non-resident winery permit began April 25, 2006 at a \$50.00 fee. The Brewery Special Event Permit began on June 1, 2008 at a \$25.00 fee.
- (g) The state cigarette excise tax began July 1, 1958, at the rate of 3 cents per pack. The tax increase to 6 cents per pack on July 1, 1961, 10 cents per pack on June 1, 1975, 13 cents per pack on July 1, 1980, 16 cents per pack on June 1, 1991, 36 cents per pack on May 1, 1992, 66 cents per pack on July 1, 1999, \$1.00 per pack on June 1, 2002 and \$2.00 per pack on January 1, 2008. Prior to 1961, cigarette tax was imposed by certain counties and Baltimore City.
- (h) The state excise tax on Other Tobacco Products began on July 1, 2000, at a rate of 15% of the wholesale cost of the product.

**Note:** The Alcoholic Beverages Division merged with the Cigarette Tax Unit in fiscal year 1972. Tobacco revenue is shown beginning fiscal year 1972.

**Allocation of Revenue:** License fees and excise taxes are distributed to the General Fund.

# Net Revenue

	Gross Receipts	Refunds	Net Receipts	% Of Total Receipts
<b>Receipts:</b>				
Spirits at \$1.50 per wine gallon	\$14,334,222.14	0.00	\$ 14,334,222.14	3.53%
Wine at \$.40 per gallon	5,221,571.21	0.00	5,221,571.21	1.28%
Beer at \$.09 per gallon	9,451,536.79	41,143.66	9,410,393.13	2.31%
Cigarette Tax	340,551,036.92	0.00	340,551,036.92	83.77%
Other Tobacco Tax	9,739,877.95	1,790.42	9,738,087.53	2.40%
Alcoholic Beverage License Fees	283,067.50	0.00	283,067.50	0.07%
Alcoholic Beverage Permit Fees	800,685.00	0.00	800,685.00	0.20%
Miscellaneous Alcoholic Beverages	36,796.00	200.00	36,596.00	0.01%
Miscellaneous Tobacco Tax	26,120,014.60	1,000.00	26,119,014.60	6.43%
Fines	2,500.00	0.00	2,500.00	0.00%
<b>TOTAL</b>	<u>\$ 406,541,308.11</u>	<u>\$ 44,134.08</u>	<u>\$ 406,497,174.03</u>	<u>100.00%</u>

# Revenues

## Alcohol Revenue Comparison by Month

### Distilled Spirits

MONTHS	2004	2005	2006	2007	2008
July	\$2,804.39	\$1,107.50	\$727.76	\$2,050.18	-\$5,692.37
August	1,042,714.38	1,015,682.40	966,147.19	1,042,628.26	1,139,834.88
September	971,758.51	1,030,435.22	1,183,790.88	1,201,428.97	1,220,253.25
October	1,026,141.80	1,018,068.13	1,010,195.62	1,039,683.25	1,024,871.58
November	1,302,863.62	1,243,128.67	1,335,720.07	1,433,877.76	1,446,263.46
December	1,239,232.24	1,209,408.72	1,227,632.05	1,380,632.06	1,312,226.98
January	1,234,275.90	1,235,481.92	1,413,106.09	1,293,144.36	1,362,460.05
February	717,018.99	853,717.78	710,929.81	833,457.32	807,171.65
March	944,308.90	953,256.68	1,076,654.42	1,067,416.57	1,074,366.82
April	1,157,962.15	1,169,782.46	1,214,259.85	1,191,001.18	1,246,221.44
May	1,029,621.61	1,046,376.61	1,060,239.02	1,124,149.92	1,217,526.38
June	2,246,238.28	2,391,801.01	2,469,749.58	2,555,726.30	2,488,718.02
<b>TOTAL</b>	<b>\$12,914,940.77</b>	<b>\$13,168,247.10</b>	<b>\$13,669,152.34</b>	<b>\$14,165,196.13</b>	<b>\$14,334,222.14</b>
Percent of increase or decrease with previous year	-0.24%	1.96%	3.80%	3.63%	1.19%

### Wine

MONTHS	2004	2005	2006	2007	2008
July	\$9,350.76	\$7,994.05	\$11,986.98	\$12,380.99	\$14,951.10
August	345,829.52	331,499.14	314,332.44	347,429.74	379,427.08
September	333,397.23	432,036.92	398,767.49	407,275.90	428,551.53
October	346,300.96	366,452.65	376,604.18	368,786.78	356,573.82
November	456,042.15	419,010.62	457,262.66	489,315.43	517,794.81
December	398,141.00	369,609.50	377,686.59	481,710.66	480,147.85
January	523,460.89	524,575.78	627,255.08	556,356.08	571,451.41
February	277,474.50	391,140.76	238,066.40	323,176.15	335,712.78
March	341,803.13	348,166.94	425,728.68	406,944.42	410,210.78
April	391,353.51	436,344.53	424,418.57	432,378.03	425,443.62
May	394,796.96	344,601.06	372,604.96	414,448.91	454,332.12
June	749,032.99	833,692.34	840,368.59	860,432.71	846,974.31
<b>TOTAL</b>	<b>\$4,566,983.60</b>	<b>\$4,805,124.29</b>	<b>\$4,865,082.62</b>	<b>\$5,100,635.80</b>	<b>\$5,221,571.21</b>
Percent of increase or decrease with previous year	4.48%	5.21%	1.25%	4.84%	2.37%

### Beer

MONTHS	2004	2005	2006	2007	2008
July	\$72,300.54	\$91,946.82	\$67,552.17	\$68,691.44	\$45,301.57
August	866,010.75	873,533.22	824,118.35	841,577.61	922,379.36
September	794,860.67	834,168.33	902,267.19	856,540.38	865,133.86
October	814,162.74	769,151.68	770,611.58	796,280.37	802,023.85
November	784,474.17	766,088.33	778,829.21	742,045.85	760,013.79
December	712,900.15	713,485.33	718,384.49	697,784.54	768,316.10
January	688,086.55	629,046.04	673,525.60	795,905.40	630,792.51
February	656,673.56	692,499.72	703,973.12	730,913.01	710,969.65
March	672,585.84	695,507.37	636,580.06	660,431.30	661,494.44
April	786,861.38	769,787.86	769,795.98	754,856.28	711,318.92
May	783,589.15	783,730.42	804,894.20	752,444.64	801,586.18
June	1,805,411.24	1,760,270.66	1,796,487.91	1,812,032.09	1,772,206.56
<b>TOTAL</b>	<b>\$9,437,916.74</b>	<b>\$9,379,215.78</b>	<b>\$9,447,019.86</b>	<b>\$9,509,502.91</b>	<b>\$9,451,536.79</b>
Percent of increase or decrease with previous year	3.64%	-0.62%	0.72%	0.66%	-0.61%



# Revenues

## Tobacco Revenue Comparison by Month

### Cigarettes

MONTHS	2004	2005	2006	2007	2008
July	\$6,592,353.27	\$9,048,067.95	\$7,498,921.69	\$6,753,255.51	\$7,542,712.16
August	26,016,310.91	22,813,901.64	22,528,116.01	24,515,774.42	24,318,294.38
September	20,240,554.43	24,614,247.36	25,422,050.95	24,743,918.49	21,282,129.47
October	25,549,621.31	22,278,363.53	22,314,803.43	21,939,508.45	23,553,218.26
November	21,548,797.88	20,168,894.52	22,471,648.84	23,030,319.82	21,725,402.16
December	21,485,871.81	21,329,312.94	21,292,416.37	23,920,200.82	31,338,284.51
January	21,623,117.13	20,992,215.83	22,963,700.78	19,602,917.48	22,446,701.13
February	21,291,944.47	21,315,915.11	22,280,112.83	18,374,184.78	25,583,400.81
March	19,045,866.89	20,008,405.75	17,513,434.31	23,340,172.37	29,487,560.76
April	21,618,623.27	20,681,693.82	22,735,628.55	19,581,743.31	37,204,942.69
May	23,097,930.70	22,680,130.26	22,966,389.59	22,354,749.59	28,889,638.43
June	36,306,556.80	41,655,782.90	41,066,055.44	40,252,705.55	67,178,752.16
<b>TOTAL</b>	<b>\$264,417,548.87</b>	<b>\$267,586,931.61</b>	<b>\$271,053,278.79</b>	<b>\$268,409,450.59</b>	<b>\$340,551,036.92</b>
Percent of increase or decrease with previous year	1.17%	1.20%	1.30%	-0.98%	26.88%

### Other Tobacco Products (OTP)

MONTHS	2004	2005	2006	2007	2008
July	\$225,549.66	\$216,223.86	\$219,341.41	\$225,649.14	\$259,160.24
August	566,088.69	614,556.37	621,935.45	683,373.80	753,802.73
September	538,363.15	627,610.93	689,043.39	721,568.36	780,077.36
October	727,974.60	824,959.06	892,629.84	889,830.17	952,911.79
November	548,600.24	583,857.67	630,017.15	685,852.77	748,898.82
December	536,161.63	609,617.90	674,854.10	665,448.79	726,506.92
January	724,173.52	826,188.55	856,613.38	888,359.67	916,179.12
February	529,998.75	567,856.01	629,912.16	682,392.51	710,111.00
March	516,041.20	556,248.28	628,112.21	613,702.40	689,508.46
April	703,112.46	772,053.30	802,606.63	829,950.02	825,817.30
May	567,873.86	641,640.67	658,552.43	670,921.88	797,433.48
June	1,151,350.52	1,313,834.24	\$1,421,606.82	1,512,819.00	1,579,470.73
<b>TOTAL</b>	<b>\$7,335,288.28</b>	<b>\$8,154,646.84</b>	<b>\$8,725,224.97</b>	<b>\$9,069,868.51</b>	<b>\$9,739,877.95</b>
Percent of increase or decrease with previous year	11.47%	11.17%	7.00%	3.95%	7.39%

# State Gross Revenue from Alcohol and Tobacco Licenses

Licenses Issued FY 2008		Revenue Annual Fee	Collected	Total
<b>Alcohol Licenses:</b>				
6	Application	\$200.00	\$1,570.00	
103	Renewal	30.00	3,090.00	
<u>109</u>				<u>\$4,660.00</u>
<b>Manufacturer's Licenses:</b>				
2	Distillery	\$2,000.00	\$2,500.00	
35	Rectifying	600.00	18,230.00	
0	Winery	750.00	0.00	
37	Limited Winery	200.00	6,950.00	
4	Brewery	1,500.00	6,000.00	
1	Pub-Brewery	500.00	500.00	
12	Micro-Brewery	500.00	6,000.00	
<u>91</u>				<u>\$40,180.00</u>
<b>Wholesaler's Licenses</b>				
40	Beer, Wine and Liquor	\$2,000.00	\$71,895.00	
25	Wine and Liquor	1,750.00	35,080.00	
8	Beer and Wine	1,500.00	12,000.00	
9	Beer	1,250.00	10,020.00	
29	Wine	1,250.00	36,352.50	
31	Limited Wine	50.00	1,412.50	
<u>142</u>				<u>\$166,760.00</u>
<b>Railroad Licenses:</b>				
2	Beer, Wine and Liquor	\$200.00	\$400.00	
0	Special One Day Class "C" License	0.00	0.00	
<u>2</u>				<u>\$400.00</u>
<b>Steamboat Licenses:</b>				
53	Beer, Wine and Liquor	\$150.00	\$7,762.50	
21	Special One Day Beer License	(Cost Varies)	315.00	
<u>74</u>				<u>\$8,077.50</u>
<b>Airplane Licenses:</b>				
12	Beer, Wine and Liquor	\$200.00	\$2,150.00	
<u>12</u>				<u>\$2,150.00</u>
<b>Caterer's Statewide:</b>				
40	Alcoholic Beverages	(Cost Varies)	\$71,500.00	
<u>40</u>				<u>\$71,500.00</u>
<b>Cigarette Licenses:</b>				
8	Manufacturer	\$25.00	\$200.00	
59	Wholesaler	750.00	\$44,250.00	
32	Subwholesaler	500.00	\$16,000.00	
1	Vendor	500.00	\$500.00	
2	Storage Warehouse	25.00	\$50.00	
8	Application Fee	200.00	\$1,570.00	
103	Renewal Fee	30.00	\$3,090.00	
<u>213</u>				<u>\$65,660.00</u>
<b>Grand Total Licenses Issued</b>				<b><u>\$359,387.50</u></b>

**Note:** Due to prorating of license fees, revenue collected may not coincide with the number of licenses issued. The license year begins May 1st and ends the following April 30th.

# State Gross Revenue from Alcohol Permits

Permits Issued FY 2008		Revenue Annual Fee	Collected	Total
21	Alcohol Awareness Program	\$15.00	\$315.00	
479	Alcohol Awareness Instructor	5.00	2,395.00	
14	Public Storage	75.00	1,050.00	
18	Public Storage and Transportation	100.00	1,800.00	
501	Public Transportation	75.00	37,575.00	
16	Import and Export	75.00	1,200.00	
1,182	Non-Resident Dealer	100.00	118,200.00	
47	Individual Storage	50.00	2,350.00	
2,510	Solicitor's	50.00	125,500.00	
264	Bulk Transfer	100.00	26,400.00	
34	Change of Domicile	5.00	170.00	
8	Non-Beverage	50.00	400.00	
52	Individual Transportation	10.00	520.00	
47,166	Vehicle Identification Cards	10.00	471,665.00	
1	Wine Exhibition	50.00	50.00	
12	Non-Resident Storage	500.00	6,000.00	
8	Charity Wine Auction	10.00	80.00	
3	Family Beer and Wine	400.00	1,220.00	
2	Direct Wine Sellers	10.00	20.00	
2	Private Bulk Sale	25.00	50.00	
43	Winery Special Event	25.00	1,075.00	
0	Brewery Special Event	25.00	0.00	
53	Non-Resident Winery	50.00	2,650.00	
<hr/>				
52,436				
<b>Grand Total Permits Issued</b>				<b><u><u>\$800,685.00</u></u></b>

**Note:** The permit year begins November 1st and ends the following October 31st.

# Consumption Trends

## Consumption of Distilled Spirits, Beer and Wine

Per Capita Gallons				Per Capita Gallons			
County	Distilled Spirits	Beer *	Wine	County	Distilled Spirits	Beer *	Wine
Allegany	1.75	26.99	1.37	Harford	1.29	18.32	2.07
Anne Arundel	2.00	22.30	3.72	Howard	1.29	13.49	2.64
Baltimore	1.73	17.85	2.45	Kent	2.19	24.39	3.44
Baltimore City	2.13	20.87	1.84	Montgomery	0.97	10.51	2.42
Calvert	1.64	20.76	2.34	Prince George	1.64	16.13	1.33
Caroline	1.19	22.19	1.05	Queen Anne's	1.95	26.06	3.45
Carroll	1.28	18.68	2.18	St. Mary's	1.45	20.42	1.74
Cecil	5.23	29.10	3.25	Somerset	1.10	16.56	1.02
Charles	1.99	18.29	1.45	Talbot	2.42	22.10	5.73
Dorchester	1.69	24.28	1.85	Washington	1.70	23.01	1.50
Frederick	1.56	19.25	2.32	Wicomico	1.19	24.16	2.07
Garrett	2.17	27.39	2.40	Worcester	5.04	61.53	5.39

\* Includes Beer Coolers

These figures are based on deliveries to retail licensees in the various subdivisions by holders of Maryland wholesalers' licenses.

# Per Capita Tax Dollars and Consumption

## Distilled Spirits, Wine, Beer, Cigarettes

	<b>Per Capita Tax Dollars*</b> (Based on Net Revenue)									
	<b>1999</b>	<b>2000</b>	<b>2001</b>	<b>2002</b>	<b>2003</b>	<b>2004</b>	<b>2005</b>	<b>2006</b>	<b>2007</b>	<b>2008</b>
Distilled Spirits	\$2.173	\$2.217	\$2.196	\$2.282	\$2.239	\$2.344	\$2.369	\$2.440	\$2.522	\$2.551
Wine	0.761	0.796	0.758	0.782	0.801	0.829	0.865	0.869	0.908	0.929
Beer **	1.722	1.753	1.761	1.733	1.659	1.703	1.685	1.683	1.677	1.682
Cigarettes	25.015	38.217	38.285	37.779	47.868	47.982	48.096	48.403	47.786	60.614
<b>Total</b>	<b>\$29.671</b>	<b>\$42.983</b>	<b>\$43.000</b>	<b>\$42.576</b>	<b>\$52.567</b>	<b>\$52.858</b>	<b>\$53.015</b>	<b>\$53.395</b>	<b>\$52.893</b>	<b>65.776</b>

	<b>Per Capita Consumption in Gallons</b> (Based on Deliveries to Retailers)									
	<b>1999</b>	<b>2000</b>	<b>2001</b>	<b>2002</b>	<b>2003</b>	<b>2004</b>	<b>2005</b>	<b>2006</b>	<b>2007</b>	<b>2008</b>
Distilled Spirits	1.449	1.483	1.493	1.488	1.493	1.555	1.582	1.620	1.670	1.686
Wine	1.885	1.940	1.900	1.889	1.970	2.039	2.100	2.132	2.221	2.276
Beer **	18.944	19.067	18.930	18.968	18.518	18.715	18.453	18.496	18.226	18.285
Cigarettes	70.781	58.824	59.120	56.061	48.773	48.931	48.766	48.944	48.262	43.251

\* Based on Maryland Department of Health population estimates.

\*\* Includes Beer Coolers

# Wholesale Alcoholic Beverage Deliveries and Cigarette Sales for Fiscal Year 2008

(in gallons unless otherwise indicated)

Deliveries Statewide	Total Gallons
Beer **	102,729,416.80
Distilled Spirits	9,469,757.24
Wine	12,788,968.53
Cigarettes (Packs)*	242,999,250

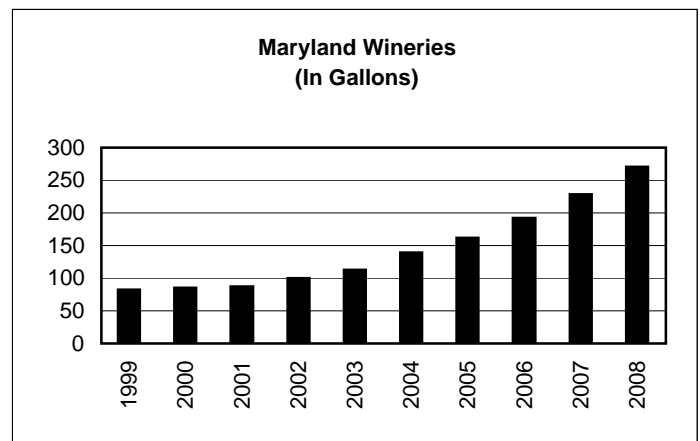
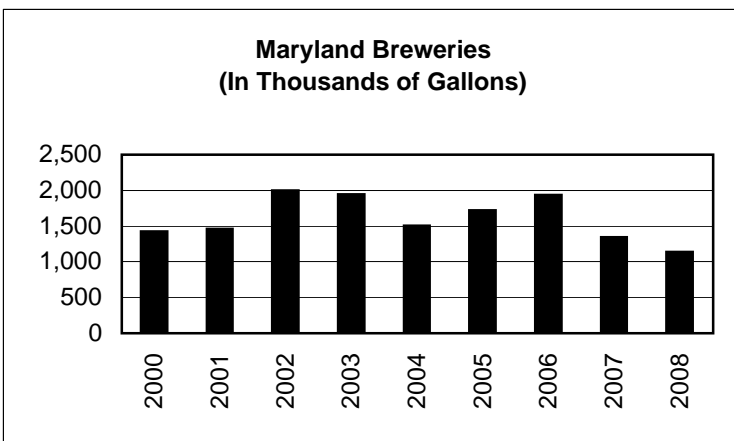
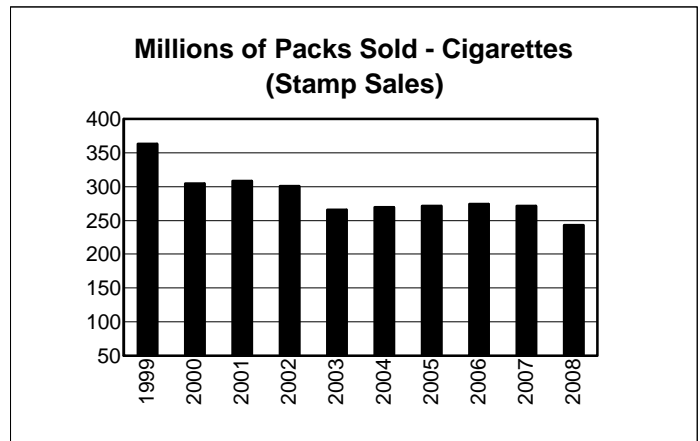
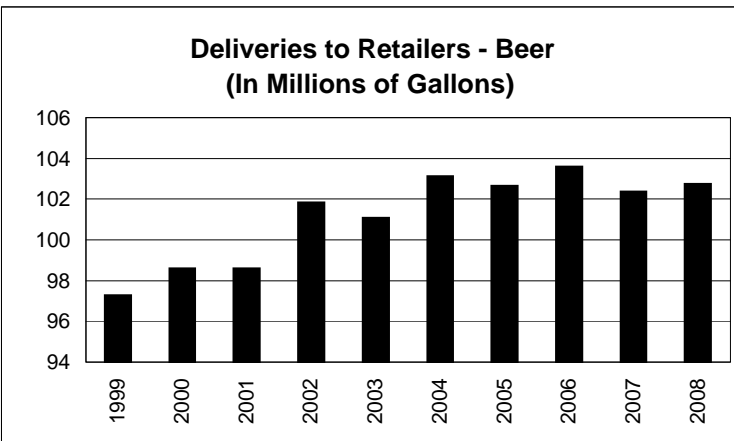
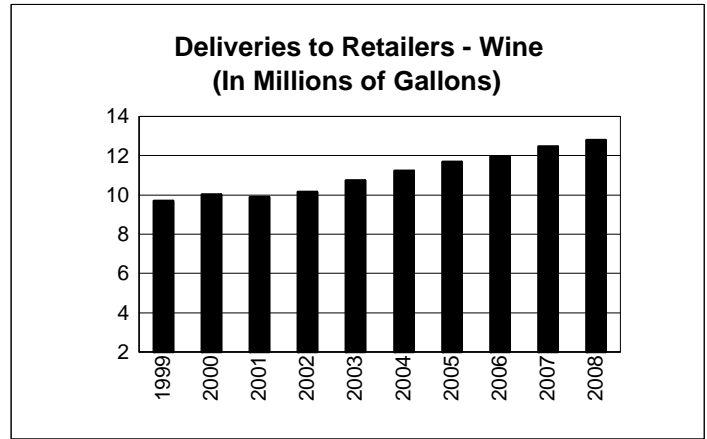
## Deliveries by Political Subdivision

	Beer	Distilled Spirits	Wine
Allegany	1,959,020.85	126,813.48	99,616.45
Anne Arundel	11,420,611.67	1,023,785.89	1,906,912.90
Baltimore	14,085,254.42	1,362,361.09	1,931,881.11
Baltimore City	13,302,216.80	1,357,720.96	1,172,531.38
Calvert	1,831,923.07	144,412.55	206,657.77
Caroline	730,306.42	39,296.22	34,516.64
Carroll	3,161,391.15	216,911.88	368,442.98
Cecil	2,901,310.42	521,131.98	324,288.63
Charles	2,568,531.80	279,082.81	204,057.02
Dorchester	773,350.90	53,744.77	58,860.44
Frederick	4,324,691.32	349,729.52	520,660.12
Garrett	811,350.99	64,212.44	71,054.70
Harford	4,396,343.69	309,504.75	496,866.62
Howard	3,691,561.99	353,994.23	723,031.91
Kent	487,513.11	43,821.11	68,793.63
Montgomery	9,778,808.33	905,361.44	2,249,497.12
Prince George's	13,371,610.83	1,357,717.33	1,104,514.70
Queen Anne's	1,213,619.20	90,756.04	160,852.64
St. Mary's	2,050,070.81	145,183.91	174,231.47
Somerset	430,911.16	28,734.34	26,543.85
Talbot	799,833.68	87,520.66	207,508.12
Washington	3,339,697.27	247,153.31	217,466.39
Wicomico	2,261,748.97	111,792.91	193,847.09
Worcester	3,037,737.95	249,013.62	266,334.85
<b>TOTALS</b>	<b>102,729,416.80</b>	<b>9,469,757.24</b>	<b>12,788,968.53</b>

\* Note: Detailed figures by political subdivisions are not available for cigarettes

\*\* Includes Beer Coolers

# Comparative Analysis



\* 2005 Maryland Brewery figure reflects a wholesaler's amended report

\*\* Revised figures effective 11-22-06 for the Maryland Breweries and Wineries

# Maryland Winery Gallonage Sales/Dispositions

Fiscal Year	Sales to Retailers	Sales at Winery	Samples	Sales to Wholesalers	Sales Out-of-State	Other	Total	% of Change
1998	6,366.88	33,125.70	6,747.94	23,915.95	1,595.24	0.00	71,751.71	15.35%
1999	7,727.19	37,890.94	6,622.63	27,679.60	2,101.67	0.00	82,022.03	14.31%
2000	9,054.89	39,705.47	6,242.43	29,020.17	1,059.52	0.00	85,082.48	3.73%
2001	10,296.53	39,623.36	7,110.47	28,631.74	1,292.16	0.00	86,954.26	2.20%
2002	10,789.93	46,529.46	7,128.14	34,216.97	1,037.20	0.00	99,701.70	14.66%
2003	13,504.30	49,785.28	7,471.87	40,764.79	1,311.56	0.00	112,837.80	13.18%
2004	16,995.61	56,704.76	6,171.79	58,376.68	827.52	0.00	139,076.36	23.25%
2005	20,802.47	62,497.46	4,919.42	72,327.91	1,034.90	200.63	161,782.79	16.33%
*2006	21,878.63	71,292.38	5,192.99	92,446.75	865.37	183.00	191,859.12	18.59%
2007	13,747.88	84,295.18	6,205.37	123,122.52	1,167.40	119.30	228,657.65	19.18%
2008	19,677.93	97,871.01	6,872.38	144,875.66	910.29	72.90	270,280.17	18.20%

\* Revised 2006 figures effective 11-22-06



# Maryland Brewery Gallonage Sales/Dispositions

Fiscal Year	Sales at the Brewery	Sales To Wholesalers	Sales Out-of-State	Consumed On Premise	Returned to Brewery	Total	% Of Change
1999	341,706.04	841,070.55	448,709.90	3,002.04	-17,275.82	1,617,212.71	unavailable
2000	338,205.35	662,254.15	438,336.88	1,761.42	-15,550.39	1,425,007.41	-11.88%
2001	357,182.95	596,834.49	511,648.33	844.41	-8,109.91	1,458,400.27	2.34%
2002	361,779.48	636,881.92	1,002,290.72	3,302.74	-7,232.92	1,997,021.94	36.93%
2003	368,717.36	606,415.34	970,878.42	5,997.88	-4,835.76	1,947,173.24	-2.50%
2004	364,969.12	526,071.26	613,585.70	2,595.01	-1,724.53	1,505,496.56	-22.68%
2005	343,529.06	638,157.47	738,341.74	1,560.85	-3,583.91	1,718,005.21	14.12%
*2006	311,843.02	691,823.94	936,465.22	1,067.64	-2,995.94	1,938,203.88	12.82%
2007	429,716.74	580,387.08	341,508.52	75.02	-4,517.32	1,347,170.04	-30.49%
2008	322,610.79	499,095.76	319,140.07	0.00	-3,203.54	1,137,643.08	-15.55%

\* Revised figures effective 11-22-06

# Summary of Activities

<b>Audits Completed</b>	<b>Totals</b>
Brewery (Maryland).....	18
Beer – Wholesaler (Maryland) .....	21
Rectifier, Distillery or Winery .....	11
Liquor and Wine Wholesaler (Maryland-Including County Dispensaries and Alcohol Wholesalers).....	24
Other Alcoholic Beverage Audits .....	6
Cigarette Wholesaler .....	42
Cigarette Sub-wholesaler.....	0
Cigarette Vendor.....	0
Cigarette Manufacturer’s Storage Warehouse.....	0
Other Tobacco Products .....	11
Stamp Office – Cigarette Stamps .....	12
	<u>145</u>
 <b>Inspection and Verification of Monthly Reports Received</b>	
Maryland Manufacturers and Wholesalers:	
Brewers’ Beer Analysis .....	216
Beer Wholesalers.....	582
Liquor and Wine Tax Returns .....	1,568
Railroad, Steamboat and Airline Tax Returns.....	216
Out-of-State Brewers .....	1,809
Cigarette Wholesalers.....	711
Cigarette Manufacturers .....	120
Cigarette Stamp Purchases and Payments Return .....	615
Other Tobacco Products (Retailer) .....	1357
Other Tobacco Products (Wholesaler).....	645
Other Tobacco Products (Consumer) .....	4
Out of State Wineries.....	456
	<u>8,299</u>
 <b>Refund Claims Verified and Approved for Payment</b>	
Military – Beer consumed on federal reservations – Claims	
involving \$3,305.68.....	132
Alcoholic Beverages (Non-Military) \$0.00.....	0
Beer – amounting to \$37,837.68.....	62
Wine – amounting to \$0.00.....	0
Distilled Spirits – amounting to \$0.00.....	0
Cigarette refunds – amounting to \$0.00.....	0
All other claims – amounting to \$15,179.04.....	161
Other tobacco products – amounting to \$1,790.42.....	1
	<u>356</u>
 <b>Other Reports</b>	
Auditor’s reports reviewed and entered .....	169
Credit Control Reports received and checked .....	4,928
Returned check reports received and checked.....	755
Keg books.....	1,941
Public storage/transportation .....	305
Import/Export, Non-resident storage reports.....	242
	<u>8340</u>
 <b>Grand Total for 2008</b>	 <u><b>17,140</b></u>

# Bulk Transfer Permits

When a license is issued for a partnership or proprietorship, title to the licensee's stock of alcoholic beverages can change under the Alcoholic Beverages Laws of Maryland in the following cases: death of an applicant, substitution of an applicant, addition of an applicant, when the business ceases, restructuring from a proprietorship or partnership to a corporation or vice versa.

A bulk transfer permit provides for lawful transfer of the stock of alcoholic beverages in those cases. The fee for a bulk transfer permit is \$100.

The table below indicates the bulk transfer permits issued during fiscal year 2008. The 264 permits issued represent 11 less than the previous year.

County	Permits Issued
Allegany	6
Annapolis	1
Anne Arundel	23
Baltimore City	48
Baltimore	30
Calvert	3
Caroline	1
Carroll	6
Cecil	2
Charles	5
Dorchester	6
Frederick	13
Garrett	1
Harford	6
Howard	4
Kent	3
Montgomery	27
Prince George's	40
Queen Anne's	1
St. Mary's	9
Somerset	1
Talbot	3
Washington	12
Wicomico	9
Worcester	<u>4</u>
<b>Total</b>	<b>264</b>

---

# State of Maryland

## Alcoholic Beverages Area and Population Chart

---

### Population Statistics for Fiscal Year 2008

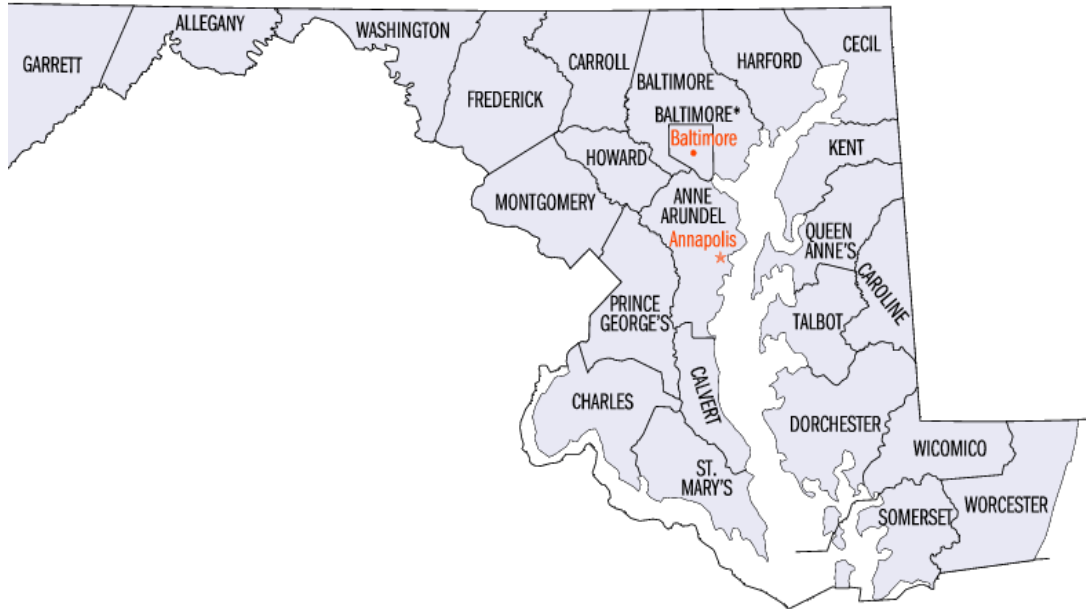
(Population Source-Maryland State Department of Health Estimates for July 1, 2007)

	Land Area in Square Miles	Population
Baltimore City	79	637,455
Allegany County	426	72,594
Anne Arundel County	E 417	512,154
Baltimore County	E 610	788,994
Calvert County	219	88,223
Caroline County	320	32,910
Carroll County	E 456	169,220
Cecil County	352	99,695
Charles County	458	140,444
Dorchester County	580	31,846
Frederick County	E 664	224,705
Garrett County	662	29,627
Harford County	448	239,993
Howard County	251	273,669
Kent County	284	19,987
Montgomery County	E 494	930,813
Prince George's County	E 485	828,770
Queen Anne's County	373	46,571
St. Mary's County	367	100,378
Somerset County	332	26,016
Talbot County	279	36,193
Washington County	462	145,113
Wicomico County	380	93,600
Worcester County	<u>483</u>	<u>49,374</u>
<b>Total</b>	<b><u>9,881</u></b>	<b><u>5,618,344</u></b>

E = Estimate

# State of Maryland

## Alcoholic Beverage Restrictions



### Frederick County

- All Alcoholic Beverages -** First, Second, Fourth, Fifth, Seventh, Eighth, Ninth, Eleventh, Twelfth, Thirteenth, Fifteenth, Eighteenth, Twentieth, Twenty-first, Twenty-fourth, Twenty-fifth, and Twenty-sixth Districts.
- Beer Only -** Third, Fourteenth, Seventeenth, and Twenty-second Districts  
*Exception:* Incorporated limits of Middletown, within Third District, Class B Beer, Wine, and Liquor with additional requirements
- No Alcoholic Beverages -** Sixth, Tenth, Sixteenth, Nineteenth, and Twenty-third Districts.
- Limited Wineries -** All election districts.

### Montgomery County

- All Alcoholic Beverages -** First through Eleventh Districts and Thirteenth District.
- No Alcoholic beverages -** Twelfth District, known as Damascus, the towns of Barnesville\*, Washington Grove, Kensington\*, Laytonsville, and City of Takoma Park.

\*Certain exclusions apply to the towns of Barnesville and Kensington.

# Revenues Received by Local Authorities

	County Dispensaries					License Gross Receipts (a)	Total Local Revenue (b)
	Number Stores	Year Ended	Gross Profits	Expenses	Net Profits		
Baltimore City (6*)	-	-	-	-	0.00	1,623,001.45	1,623,001.45
City of Annapolis (4)	-	-	-	-	0.00	577,060.00	577,060.00
Allegany County (4)	-	-	-	-	0.00	118,605.00	118,605.00
Anne Arundel County (6)	-	-	-	-	0.00	515,900.00	515,900.00
Baltimore County (4)	-	-	-	-	0.00	584,120.00	584,120.00
Calvert County (6)	-	-	-	-	0.00	86,100.00	86,100.00
Caroline County (4)	-	-	-	-	0.00	55,050.00	55,050.00
Carroll County (4)	-	-	-	-	0.00	181,420.00	181,420.00
Cecil County (6)	-	-	-	-	0.00	178,580.00	178,580.00
Charles County (6*)	-	-	-	-	0.00	155,320.00	155,320.00
Dorchester County (6*)	-	-	-	-	0.00	73,900.00	73,900.00
Frederick County (4)	-	-	-	-	0.00	343,170.00	343,170.00
Garrett County (6)	-	-	-	-	0.00	102,425.00	102,425.00
Harford County (4)	-	-	-	-	0.00	364,961.00	364,961.00
Howard County (4)	-	-	-	-	0.00	240,645.00	240,645.00
Kent County (6*)	-	-	-	-	0.00	89,929.16	89,929.16
**Montgomery County (6*)	25	6/30/2008	27,775,000.00	20,800,000.00	6,975,000.00	1,509,990.00	8,484,990.00
Prince George's County (6)	-	-	-	-	0.00	778,441.00	778,441.00
Queen Anne's County (6*)	-	-	-	-	0.00	100,650.00	100,650.00
St. Mary's County (6*)	-	-	-	-	0.00	92,968.00	92,968.00
Somerset County (4)	3	4/30/2008	469,307.00	328,097.00	141,210.00	22,640.75	163,850.75
Talbot County (7*)	-	-	-	-	0.00	171,490.00	171,490.00
Washington County (4)	-	-	-	-	0.00	66,100.00	66,100.00
**Wicomico County (4)	3	6/30/2008	1,812,123.00	1,303,947.00	508,176.00	132,832.50	641,008.50
Worcester County (5)	6	4/30/2008	3,666,188.00	2,788,325.00	877,863.00	741,768.75	1,619,631.75
	37		33,722,618.00	25,220,369.00	8,502,249.00	8,907,067.61	17,409,316.61

(a) License fees as reported by the respective boards of license commissioners for the license and/or fiscal(\*) year ending 4/30/08 (4), 5/31/08 (5), 6/30/08 (6).

Note that some boards report by fiscal year vs. calendar year as noted by an \* following the year end date.

(b) Total local revenue is composed of net profits, and license receipts.

\*\* Dispensary figures are preliminary.

# Retail Licenses by Class

<u>Summary By Class:</u>	<u>Total</u>	<u>% of Total</u>
Class "A" – Off Sales:		
Beer	69	
Wine	26	
Beer and Wine	477	
Beer, Wine and Liquor	<u>1028</u>	
Total "A" Licenses	1600	23%
Class "B" – On or Off Sale (Hotels and Restaurants):		
Beer	41	
Wine	0	
Beer and Wine	502	
Beer, Wine and Liquor	<u>2675</u>	
Total "B" Licenses	3218	45%
Class "C" – On Sale (Clubs):		
Beer	2	
Wine	0	
Beer and Wine	42	
Beer, Wine and Liquor	<u>562</u>	
Total "C" Licenses	606	9%
Class "D" – On or Off Sale (Taverns and On Sale Generally):		
Beer	56	
Wine	1	
Beer and Wine	277	
Beer, Wine and Liquor	<u>723</u>	
Total "D" License	1057	15%
Caterers – On or Off Sale:		
Beer, Wine and Liquor	31	1%
Class "BD-7" – On or Off Sale:		
Beer, Wine and Liquor (Baltimore City)	<u>506</u>	<u>7%</u>
<b>Grand Total</b>	<b><u>7018</u></b>	<b><u>100%</u></b>
Summary by Alcoholic Beverages:		
Beer	168	2%
Wine	27	1%
Beer and Wine	1298	18%
Beer, Wine and Liquor	<u>5525</u>	<u>79%</u>
<b>Grand Total</b>	<b><u>7018</u></b>	<b><u>100%</u></b>

Retail alcoholic beverages licenses are issued by the 23 counties and the cities of Baltimore and Annapolis. The license year begins May 1<sup>st</sup> and ends April 30<sup>th</sup>, except in Allegany, Baltimore, Calvert, Cecil, Garrett, Kent, Prince Georges counties and Baltimore City where the year begins July 1<sup>st</sup>; Worcester county where the year begins June 1<sup>st</sup>. In Kent and Queen Anne's counties licenses may be issued for six-month periods. This summary includes county retail stores but does not include additional licenses issued by incorporated towns where permitted by law.

# Retail Licenses as of April 30, 2008

	<u>Beer</u>				<u>Beer &amp; Wine</u>				<u>Wine</u>				<u>Beer, Wine &amp; Liquor</u>								Pop. to each Liq. Lic Location					
	Total				Total				Total				Total					Disp.	Grand	Total		Total				
	A	B	C	D	Beer	A	B	C	D	B&W	A	B	C	D	Wine	A	B	C	D	Cat		BD7	BWL	& Liq	Lic.	Prem.
Baltimore City					0	39	13	23	57	132					0	246	288	73	84		506	1197		1329	1329	480
Allegany				4	4	14		1	52	67					0	1	3	37	60			101		172	172	422
Anne Arundel					0	4	30	2	3	39					0	77	221	39	118			455		494	494	1,037
City of Annapolis		1			1	4	10			14					0	16	69	10				95		110	110	0
Baltimore					0	15	11	14	1	41	3				3	163	299	84	161			707		751	751	1,051
Calvert	9	1			10	5	3			8	6		1	7	26	58	8	7				99		124	124	711
Caroline *	7	4		1	12	8	3			11					13	6	7	5				31		54	54	609
Carroll		1	1		2	1	1	1	3	6	1			1	40	84	16					140		149	149	1,136
Cecil					0	6	12			18	1			1	14	107	15					136		155	155	643
Charles				4	4				2	2				0	22	65	10	72	5			174		180	180	780
Dorchester *	23				23	16	5		2	23				0	13	22	9	0				44		90	90	354
Frederick	12	12			24	23	35			58	4			4	50	116	38					204		290	290	775
Garrett	2			3	5	8			11	19	1			1		21		28				49		74	74	400
Harford					0	9	17			26	1			1	44	76	29	8	2			159		186	186	1,290
Howard		2			2	2	18		1	21				0	53	133	9	33				228		251	251	1,090
Kent	1	3			4	8	3			11	1			1	9	24	9	5	10			57		73	73	274
Montgomery (D)		6			6	145	212		76	433	1			1		452	38					490	<b>25</b>	930	955	975
Prince George's	5	6		42	53	7	34	1	51	93				0	131	266	44					441		587	587	1,412
Queen Anne's *	2	4	1		7	7	8			15	3			3	19	28	11	10	14			82		107	107	435
St. Mary's	3			2	5	3	13			16				0	37	63		50				150		171	171	587
Somerset (D)	1				1	18	1		5	24				0		7	7	8				22	<b>3</b>	47	50	520
Talbot					0	15	13			28	2			2	17	51	11					79		109	109	332
Washington *	3				3	5	4	0	1	10				0	36	24	27	40				127		140	140	1,037
Wicomico (D)					0	63	13		2	78	2			2	1	49	16	4				70	<b>3</b>	150	153	612
Worcester (D)	1	1			2	52	43		10	105				0		143	15	30				188	6	295	301	164
<b>TOTAL</b>	<b>69</b>	<b>41</b>	<b>2</b>	<b>56</b>	<b>168</b>	<b>477</b>	<b>502</b>	<b>42</b>	<b>277</b>	<b>1298</b>	<b>26</b>	<b>0</b>	<b>0</b>	<b>1</b>	<b>27</b>	<b>1028</b>	<b>2675</b>	<b>562</b>	<b>723</b>	<b>31</b>	<b>506</b>	<b>5525</b>	<b>37</b>	<b>7018</b>	<b>7055</b>	<b>796</b>

(D) County Dispensaries

\* Caroline, Dorchester, Queen Anne's and Washington Counties permit two licenses to same premises in certain cases.



# Report of Retail License Violations By County

Fiscal Year 2008

Violation	Total Violations	Counties Reporting	Counties																								
			Allegany	Anne Arundel	City of Annapolis	Baltimore City	Baltimore County	Calvert	Caroline	Carroll	Cecil	Charles	Dorchester	Frederick	Garrett	Harford	Howard	Kent	Montgomery	Prince George's	Queen Anne's	St. Mary's	Somerset	Talbot	Washington	Wicomico	Worcester
After Hours	19	8	1			1					3					5		6	1						1	1	
Alcoholic Bev. Disp at Unauth.Hours	0	0																									
BD7 License Classification	7	1				7																					
Contents Tampering/Refills	10	6	1			1		1							1			3	3								
Display of Licenses	9	3		1									2					6									
Failure to Cooperate(Board/Police, etc.)	22	7		4		12	1				1			1	1										2		
Failure to Obey Liquor Board Order	1	1																									
Failure to Require doc proof/age	1	1													1												
False Statement, changes to org.app.	8	3		6		1									1												
Firearm Discharge	0	0																									
Gambling on Premises	7	3		5		1												1									
Illegal Conduct	94	5		68		22					1				1		2										
Late Filing	17	1											17														
Minor Conducted Sale	1	1												1													
No Certified server on duty	54	7		1			5						1			1	3	32								11	
No Trader's License	13	2				2							11														
Open Container After Hours	5	4	1	1	1													2									
Ownership & Operation	12	4		5		4							2										1				
Patrons on un-licensed premise	3	2											2			1											
Prohibited Hours	1	1		1																							
Prohibited Practices	27	5		3		1	2												3		18						
Public Welfare/Nuisance/Noises	49	7		29		10	1			2					1			1							5		
Purchase from Other than Wholesaler	25	13	3				1		2	1		1	3		1		1	7	1			1			2	1	
Ratio Violation/Late Ratio Report	0	0																									
Records/Reports/Invoices	28	5		5		14											1	7								1	
Relationship with Wholesaler	1	1				1																					
Restrictions upon Retail Dealers	10	3		7											1									2			
Revocation & Suspension	10	3		8						1												1					
Sales of Alcoholic Beverage to a Minor	550	25	39	34	10	141	19	15	4	2	6	52	7	3	6	27	13	1	62	5	2	18	14	3	15	31	21
Sanitation & Safety	26	2		8		18																					
Selling Tobacco Products/under 18	0	0																									
Serving on Sunday/w/o Sunday Sales	4	1																		4							
Trade Name Violation	2	2		1																1							
Unauthorized entertainment	2	2				1												1									
Underage Drinking	2	2							1																		
Underage Possession	4	3											2	1												1	
Violation Restriction of License	15	1					15																				
<b>Total Violations by County</b>	<b>1039</b>	<b>X</b>	<b>45</b>	<b>187</b>	<b>11</b>	<b>236</b>	<b>45</b>	<b>15</b>	<b>7</b>	<b>8</b>	<b>10</b>	<b>53</b>	<b>11</b>	<b>43</b>	<b>7</b>	<b>35</b>	<b>20</b>	<b>8</b>	<b>127</b>	<b>19</b>	<b>2</b>	<b>37</b>	<b>15</b>	<b>6</b>	<b>23</b>	<b>47</b>	<b>22</b>

# Retail License Information

## Annual Fees and Hours of Sale

Class A - Off Sale (Package only)      Class C - On Sale (Clubs)      M - Denotes Midnight  
 Class B - On and Off Sale (Hotels and Restaurants)      Class D - On and Off Sale (Generally)      N - Denotes Noon

No sales at bar or counter on Sunday for holders of Class B or C licenses (does not apply in Anne Arundel County). Dispensary hours of sale fixed by Liquor Control Boards.

		Beer			Beer & Light Wine			Beer, Wine & Liquor		
Class	License Fee	Weekdays	Sundays	License Fee	Weekdays	Sundays	License Fee	Weekdays	Sundays	
<b>Baltimore City</b>										
Arenas Hotels and Motels	A			\$110.00	6AM-M	Closed (c)	\$858.00	6AM-M	Closed (a)	
	A-2						858.00	9AM-M	Closed (a)	
	B(b)			165.00	6AM-2AM	6AM-2AM	1,100.00(c)	6AM-2AM	6AM-2AM	
	B-AL						12,000.00	"	"	
	B-HM						6,500.00	"	"	
Golf Course	B-RL						55.00 (d)			
	C			82.50			550.00	"	"	
	M-G						600.00	"	"	
Amusement Permit (Night Clubs)	D			165.00	6AM-1AM	6AM-1AM	825.00	6AM-1AM	Closed(e)	
	D						750.00	6AM-2AM	6AM-2AM	
	B-D-7						1,320.00	"	"	

(a) May obtain authority to sell on certain Sundays for fee of \$75.00 per day.      legislative district as contained in Section 6-201(d).  
 (b) Certain restriction apply to license issued in the      (c) Class B, BWL, \$1320 ≤ 200 capacity ≥ \$1,800  
 (d) Racing establishment per day fee.      (e) Supplemental Sunday license available with restrictions      Note: Off-sale caterer privilege to existing BW & or BWL License. Add'l fee \$500.00.

<b>Allegany County</b>										
Hotel or Motel	A	\$125.00	7AM-2AM	Closed	\$150.00	7AM-2AM	Closed	\$650.00	7AM-2AM	Closed
	B							800.00	"	Closed (b)
Dinner Theatre	B-BT							350.00	(d)	(d)
	C	150.00	7AM-2AM	Closed (b)	150.00	7AM-2AM	Closed (b)	500.00	7AM-2AM	Closed (b)
	D	200.00(a)	"	" (b)	210.00(a)	"	" (b)	700.00	" (b)	" (b)

(a) May obtain special permit allowing the sale of liquor by the drink for consumption on the premises. Annual fee for such permit is \$500.00. Number of Special Permits not to exceed 50.      (b) Class B & D Licensees meeting restaurant requirements and Class C may obtain special Sunday License permitting sales 1PM-2AM. Additional Fee \$250.00.      (c) The fee for Assignment of transfer of a license is \$400.      (d) B-BT Buffet Theater License can sell on premise alcohol beginning 2 hrs before dining, and 2 hrs after performance.

<b>Anne Arundel County</b>										
Hotel Limited Service	A			\$200.00(c)	6AM-2AM	6AM-2AM	\$ 600.00(c)	6AM-2AM	6AM-2AM	
	B			400.00(b)	"	"	900.00(b)	"	"	
	B-LSH			2,000.00						
Hotel, Motel, Restaurant Clubs	H			300.00	"	"	800.00	"	"	
	HMR						3,000.00	"	"	
Golf & Yacht Clubs County Clubs	C			100.00(a)	"	"	400.00(a)	"	"	
							1,500.00	"	"	
Special Race Track Airport Terminal	D			400.00	"	"	900.00	"	"	
	SRT						1,000.00(b)	"	"	
	SAC or SATB						50.00 per day			
							5,000.00			

(a) Veterans', Fraternal, Political or Service Clubs.      *Beach and Amusement Park License:* Licensee is permitted to have music, dancing & other legal forms of entertainment; with a special dancing license at an annual fee of \$400.00  
 (b) On and off sale.      (Beer, Wine & Liquor Licensees including a BLX Deluxe Restaurant (no extra Sunday fee) or \$200.00 (Beer & Wine Licensees).  
 (c) BWT Beer and Wine tasting license is available for \$100.00 fee for beer and wine licensees or \$200.00 for beer, wine, liquor licensees.      License is available to owner for beer & light wine sales within confines of park at a \$200.00 fee per calendar yr. Hrs of sale: 8AM to 12M, May -Sept & following April.  
**NOTE:** Any holder of a Class B, H or D license is permitted to play any kind of recorded music without dancing, floor shows or other similar entertainment; with a special music license at an annual fee of \$100.00 for a Class B (to include a BLX Deluxe Restaurant), D, & H.      *Yacht Club License:* License is available to owner for sale of all beverages, on sale consumption.  
*Resort Complex or Hotel-Restaurant Complex* License permits sale at one or more locations within complex.  
*Race track license:* Permits sale of all alcoholic beverages within confines of park for a fee of \$50.00/ day. Hours of sale: 2 hours preceding races to 2 hours after last race.      Sunday Sales are permitted for Class A, B, C, D and H licensees Issued Special Sunday Licenses: Annual fee \$50.00 for Beer and Light Wine, \$100.00 for Beer, Wine and Liquor.  
 Filing fee of \$600.00 required with each application for new alcoholic beverages license.

	Class	License Fee	Beer		License Fee	Beer & Light Wine		License Fee	Beer, Wine & Liquor	
			Weekdays	Sundays		Weekdays	Sundays		Weekdays	Sundays
<b>City of Annapolis</b>										
Package Goods	A-1	\$ 470.00	6AM-M	Closed	\$ 1170.00	6AM-M	Closed	\$2120.00	6AM-M	Closed
	A-2	570.00	"	6AM-M	1,500.00	" (b)	6AM-M	2,680.00	"	6AM-M (b)
Restaurants	B-1(a)	330.00	"	Closed	770.00	"	Closed	1,220.00	"	Closed
	B-2(a)	490.00	"	6AM-M	950.00	"	6AM-M	1,440.00	"	6AM-M
	B-3	440.00	"	Closed	1,220.00	"	Closed	1,900.00	"	Closed
	B-4	770.00	"	6AM-M	1,560.00	"	6AM-M	2,460.00	"	6AM-M
	.x(c)	260.00	6AM-2AM	6AM-2AM	660.00	6AM-2AM	6AM-2AM	880.00	6AM-2AM	6AM-2AM (c)
	.a(d)	130.00	6AM-M	Closed	260.00	6AM-M	Closed	590.00	6AM-M	Closed
	.b(d)	70.00	"	6AM-M	100.00	"	6AM-M	260.00	"	6AM-M
Clubs	C-1	730.00	6AM-2AM	6AM-2AM	1,220.00	6AM-2AM	6AM-2AM	1,720.00	6AM-2AM	6AM-2AM
Tavern	D-1	730.00	6AM-M	6AM-M	1,340.00	6AM-M	6AM-M	2,000.00	6AM-M	6AM-M
	.a(d)	360.00	"	Closed	440.00	"	Closed	690.00	"	Closed
	.b(d)	100.00	"	6AM-M	160.00	"	6AM-M	270.00	"	6AM-M
Hotels	E-1	660.00	"	6AM-M	1,560.00	"	6AM-M	2,240.00	"	6AM-M
	.x	390.00	6AM-2AM ©	6AM-2AM (c)	660.00	6AM-2AM ©	6AM-2AM (c)	1,220.00	6AM-2AM (c)	6AM-2AM (c)
	.a(d)	260.00	6AM-M	Closed	390.00	6AM-M	Closed	530.00	6AM-M	Closed
	.b(d)	100.00	"	6AM-M	130.00	"	6AM-M	180.00	"	6AM-M
Yacht Clubs (On Sale)	F-1	1,470.00	All Hours	All Hours	2,950.00	All Hours	All Hours	4,420.00	All Hours	All Hours
Institutions for Aged	ICA-1							1,720.00	3:30PM-7PM	11AM-2:30PM
Wine bars	WB				\$1,490.00	11AM-10PM(e)	11AM-M(e)			

(a) Only with meals off-sale permitted.

(b) May obtain a BWT Beer and Wine Tasting license - \$310.00

(c) Additional Fee: Midnight to 2AM

(d) Additional Fee: Off-sale

(e) Sunday hrs for wine bars incl. Fri & Sat.

**Note:** City may issue Beer & Light Wine or Beer, Wine & Liquor license for consumption on the premises only, Sect. 17A or 19A.

**Baltimore County**

A (a)(b)		\$100.00	6AM-M	Closed	\$ 600.00 (c)	6AM-M	Closed
B (d) (e)		150.00	6AM-2AM	6AM-2AM	1,000.00 (f)	6AM-2AM	6AM-2AM
C (d)	Clubs	35.00	"	"	500.00	6AM-2AM	6AM-2AM
D (d)	Taverns	100.00	"	"	1,000.00 (f)	"	"

(a) Class A Light Wine License may be issued to a Class 4 Manufacturer's license holder and to a Class 3 Manufacturer producing wine from Maryland agricultural products. Fee \$50.00.

(b) Off Sale, 6 day license

(c) A one-day BWL tasting license is available to Class A licensees. Fee \$ 20.00.

(d) On Sale, 7 day license

(e) All Class B licensee fees are \$150 to \$1,000

Class B includes hotels, BDR (deluxe restaurants), B (DT) Dinner Theaters, B (HV), B (MCOM), B (OMTC), B (PC), B (QG), B (SB) (Restaurant-Service Bar), B (TRD), B (TCRD), and B (TSB).

(f) Caterer's privilege \$500.00 fee.

**Calvert County**

A	\$150.00	6AM-2AM	6AM-2AM	\$150.00	6AM-2AM		
B	250.00	"	6AM-2AM	250.00	6AM-2AM	6AM-2AM	\$ 1000.00
BR						6AM-2AM	500.00
C	50.00	6AM-2AM	"				500.00 (b)
							1,000.00 (a)
D	100.00	"	"				1,000.00
Wine Festival	WF			15.00			1,000.00

(a) Issued only to bona fide Yacht and Country Clubs.

(b) Issued only to Yacht Clubs & bona fide posts of American Legion or V.F.W. On premises only by the drink.

(c) Permits sale of alcoholic beverages only with meals.

Class	License Fee	Beer Weekdays	Sundays	License Fee	Beer & Light Wine Weekdays	Sundays	License Fee	Beer, Wine & Liquor Weekdays	Sundays
<b>Caroline County</b>									
A	\$250.00	6AM-M	8AM-M	\$600.00	6AM-M	Closed	\$1,250.00	6AM-M	Closed
B	250.00	6AM-M	N-M(c)(d)	900.00	"	8AM-M	1,600.00	:	8AM-M(b)
B	"	"	"				1,000.00	6AM-2AM	Close 2AM(d)
B							1,250.00	"	N-M(c)(d)
C	250.00	6AM-M	N-M(c)(d)				1,000.00	"	N-M(c)(d)
D	300.00	6AM-1AM	Close 1AM	500.00	6AM-M	Closed 1AM	1,250.00	6AM-2AM	Close 2AM
GC							1,600.00	6AM-2AM	1PM-M(c)
H				500.00(a)	6AM-2AM	N-M(c)	1,600.00	6AM-2AM	N-M(c)

(a) On sale only.  
 (b) Liquor Sunday sales from 1PM through midnight only.  
 (c) Beer and wine sales from midnight to 2AM.  
 (d) No sales at bar or counter does not apply in Caroline County.

<b>Carroll County</b>									
A	\$100.00	8AM-11PM	11AM-11PM	\$140.00(d)	8AM-11PM	11AM-11PM	\$650.00	8AM-11PM	11AM-11PM
B	130.00	8AM-1AM	Closed	160.00	8AM-1AM	Closed	1,500.00(a)(e)	8AM-1AM	11AM-1AM
				1,000.00(g)	8AM-1AM(i)				
BC							1,750.00(f)	8AM-1AM	11AM-1AM
BR							2,000.00		
C	50.00(c)	8AM-1AM	Closed	70.00(c)	8AM-1AM	Closed	1,250.00(b)	"	"
							1,500.00(h)	"	"
D	130.00	8AM-1AM	11AM-11PM	160.00	8AM-1AM	11AM-11PM			
				1,000.00(g)	8AM-1AM	Closed			
H							1,500.00	"	"
HC							1,750.00 (f)	"	"

(a) Restaurants on-sale only except off-sale beer permitted.  
 (b) Local chapter of nationally organized non-profit fraternal or veteran's organizations for on-sale only.  
 (c) For any other club. On sale only.  
 (d) Class A. license available to Class 4 manufacturers, permits sale of wine products at retail 7days a week for \$50.00 fee.  
 (e) Class H Caterer's license available to operators of banquet rooms.  
 (f) On sale and limited off sale.  
 (g) Seven day license.  
 (h) Golf and Country Club license.  
 (i) Off sales from 8AM to 1AM Monday -Saturday. No off sales on Sunday.

<b>Cecil County</b>									
A	\$60.00	6AM-2AM	8AM-11PM(e)	\$75.00	6AM-2AM	8AM-11PM(e)	\$750.00	6AM-2AM	8AM-11PM(e)
B	75.00	"	8AM-11PM(e)	90.00	"	8AM-11PM(e)	750.00	"	10AM-11PM(e)
							1,500.00(a)	"	"
BLX							2,500.00(b)	"	"
C	75.00	"	8AM-11PM	100.00	"	8AM-11PM	600.00(c)	"	8AM-11PM
GC							2,000.00(d)	"	"
D	200.00	"	1PM-11PM(e)	225.00	"	1PM-11PM(e)	750.00	"	1PM-11PM(e)

(a) Issued on-sale to Motel-restaurant Complex or Hotel-Restaurant Complex with capital investment of not less than \$1,000,000.00.  
 (b) Issued on-sale for BLX restaurant license  
 (c) Non-profit club fee, \$500.00. Profit club fee, \$2,000.00  
 (d) For Profit golf course  
 (e) Additional Charge of \$5.00 each applied to the following changes: Change of Officer, Name Changes and Rules & Regulations  
 (f) Beer, wine, liquor Sunday sales permitted with any Class A, B or D license at an additional fee of \$500.  
 (g) Special Licenses: (Maximum 4 times per year) 1-Day, Class C (B or B&LW) \$10.00, 1-Day, Class C (BWL) \$20.00, 1-Day, Class T (Wine Tasting) \$25.00 Application Fee \$35.00  
 (h) One-Time Fee for New License: Beer \$1,000.00, Beer & Light Wine \$2,000.00 and Beer, Wine & liquor \$3,000.00  
 (i) One-Time Fee for Reclassifications \$1,000.00 - \$3,000.00  
 Note: Fire departments (24 Times Per Year-On Sale Only) Beer or Beer & Light Wine \$120.00, Beer, Wine & Liquor \$240.00 Late Fee of \$50.00 per day applied to all Renewal Applications not received prior to April 1st.

<b>Charles County</b>									
A							\$480.00(c)	6AM-2AM	6AM-M
B							360.00	"	"
BLX							2,400.00	"	"
C							300.00(b)	"	"
D	\$180.00	6AM-2AM	6AM-M	\$240.00	6AM-2AM	6AM-M	1140.00(a)	"	"
H				20.00	"	"			

(a) Off sale for liquor and on and off sale for beer & wine - License Fee \$720.00. A Special Class D (on sale) Beer License may be issued to any bona fide religious, fraternal, civic, veteran's, hospital, or charitable organization for a period not exceeding ten consecutive days, upon the payment of a fee of \$25.00 for each license.  
 (b) Only to bona fide non-profit organizations or clubs composed solely of members who served in the Armed Forces of the U.S.  
 (c) Authorizes samples to be provided to consumers under certain conditions.

Class	License Fee	Beer Weekdays	Sundays	License Fee	Beer & Light Wine Weekdays	Sundays	License Fee	Beer, Wine & Liquor Weekdays	Sundays	
<b>Dorchester County</b>										
A	\$200.00	6AM-M	6AM-M	\$250.00	6AM-1AM	6AM-12M	\$2,500.00	6AM-12M	6AM-12M	
B	250.00 (b)	6AM-1:45 AM	12N-12M	300.00 (d)	6AM-1:45 AM	12-12(c)	1,000.00(b)	7AM-1:45 AM	12N-12M	
C (a)	250.00	10AM-1:45 AM	12N-12M	150.00	6AM-1:45 AM	12N-12M	1,000.00	10AM-1:45 AM	12N-12M	
D (b)	250.00	6AM-1:45 AM	12N-12M	275.00	6AM-1:45 AM	12N-12M				
(a) Issued only to Yacht Clubs, Country Clubs and non-profit organizations.			(d) On and Off sale			<b>Note:</b> Hours of operation are extended to 3AM Monday when Christmas Eve or New Year's Eve falls on a Sunday.				
(b) On sale only.			(e) Class B through Class D; on sale consumption is allowed until 2AM and if Christmas Eve or New Year's Eve is on a Sunday until 3 AM the following day.							
(c) Off sale only through 1AM.										
<b>Frederick County</b>										
A	\$100.00	6AM-M	1PM-M (f)	\$140.00(c)(n)	6AM-M	1PM-M (f)	\$650.00(n)	6AM-M	1 PM-M (f)	
B	130.00	6AM-2AM	11 AM-2AM(m)	160.00	6AM-2AM	11 AM-2AM(m)	1,500.00(a)(p)(e)(l)	6AM-2AM	11 AM-2AM (m)	
B-Hotel							2,000.00(a)(b)(p)	"	"	
Draft House	B-DH						1,500.00(j)	"	"	
Dinner Theater	B-DT						1,500.00(d)(h)	(d)(h)	(d)(h)	
Banquet Facility	B-BF						1,500.00(d)	6AM-2AM	11AM-2AM	
B & B	B-BB						500.00(q)	"	"	
Country Inn	B-CI						2,500.00(k)(d)	"	"	
Cultural Arts	C	50.00 (d)	"	(d)	70.00 (d)	"	(d)	600.00 (d)	"(d)	
					100.00(o)(d)					
Weinburg Ctr for the Arts							325.00(d)	"	"	
Golf & Country Club							1,500.00(d)	"	"	
Private Business Club							2,000.00(d)	"	"	
Private Country							2,000.00(d)(i)	"	"	
Stadium				2,000.00	(d) (g)	(d) (g)				
(a) Hotel license does not permit sales at bars or counters or sales for consumption anywhere except on premises where meals are prepared & served. In restaurants, beverages with alcohol content of not more than 14.5% for off-premise.			(f) Class A: Special Sunday permit allows off-premise consumption N to M for additional fees.			(m) Class B; off-premise consumption 1pm to 2am.				
(b) Issued only to hotels with capital investment of not less than \$400,000.00, with a minimum of 15 rooms with more privileges & restaurant facilities.			(g) Sales from opening to end of baseball game & other events within stadium.			(n) B&W tasting & Wine tasting licenses; on-premise during specific events. Fee \$200.00.				
(c) Winery license fee, \$50.00; Class A, light wine only, wines & ports up to 21% by volume; available to Class 3 & 4 Manufacturers; wine product sales at retail 7 days/wk			(h) Sales two hrs before & during show but not before 11AM on Sundays only.			(o) Cultural Arts Center license issued to the Maryland Ensemble Theatre with special requirements. Fee \$100.00.				
(d) On-premise only. Special provisions for Special Event Bottles.			(i) Special class C, BWL private country club allowed in the 14 <sup>th</sup> election district & wherever else permitted in the county.			(p) Caterer's license may be issued. Fee \$1,500.00.				
(e) Micro Brewery License may be issued with special provisions.			(j) Except during family matinee, alcoholic beverage on-premise purchases permitted only prior to & during motion picture show.			(q) Bed & Breakfast-minimum of 1 room, alcoholic beverages sold to registered guests only.				
			(k) Country Inn requires eight room minimum; may sell alcoholic beverages at banquets, parties, meetings & similar functions.			<b>NOTE:</b> District 16, Class C, BWL, Golf & Country Club License may be issued. Certain Fire Companies may be issued a Special, One Day License in any district.				
			(l) License may be issued in 3 <sup>rd</sup> District under special conditions.			Dry Districts - 6, 10, 16, 19, 23 Beer Only Districts - 3, 14, 17, 22				
<b>Garrett County</b>										
Light Wine	A	\$150.00(d)	6AM-2AM	Closed	\$350.00(d)	6AM-2AM	Closed			
	B				50.00(d)(f)	6AM-2AM	Closed			
Resort (CAT) Caterer's B & B BDR Deluxe					350.00 (d)(h)(m)	6AM-2AM		\$1,500.00(a)(d)(h)(m)	6AM-2AM	
					475.00(d)(e)(h)(m)	6AM-2AM		2,000.00(d)(e)(m)	"	
Special Multi-Event	C							3,000.00(b)(d)(j)	"	
								500.00	"	
								25.00-75.00(d)(g)	"	
								2,250.00 (d)(h)(m)(n)	"	
								1,500.00(d)	"	
								50.00-300.00(k)	"	
								125.00-500.00(l)	"	
	D	150.00(d)	6AM-2AM	Closed	350.00(d)(i)	6AM-2AM	Closed	1,500.00(b)(d)(i)	"	
								3,000.00(c)(d)(i)	"	
A special "draft beer" license available for a \$75.00 fee by any establishment regularly licensed to sell beer. A new license issuing fee is \$75.00.			(c) Primarily off-sale consumption.			11 or more bedrooms - \$75.00. Beer, wine or liquor sales to guests only for on premise consumption.			(m) Off-Premise wine sales; \$200.00	
(a) No sales at bar counters nor for off sale.			(d) New license issuing fee equals the license fee.			(h) Sunday sales apply only in election districts 11 & 15. Sunday sales 1PM-10PM. Fee is \$250.00.			(n) Holder of "B" BWL or "B" Resort BWL; minimum seating & investment requirements.	
(b) Primarily on-sale consumption.			(e) Authorizes catering for off premise events.							
			(f) Class A light wine license may be issued to a Class 4 manufacturer's license holder.							
			(g) 1-5 bedrooms - \$25.00, 6-10 bedrooms - \$50.00,							
									(i) Wine tasting license allows beer & wine tastings on-premise during specific registered events for \$100 Fee.	
									(j) Additional facility \$1,500.00.	
									(k) 2-day license \$50.00, 6-day license \$150.00, 12-day license \$300.00.	
									(l) Fee varies based on # of events.	

Class	License Fee	Beer	Sundays	License Fee B/W Weekdays	Sundays	License Fee	B/W/L Weekdays	Sundays
<b>Harford County</b>								
Winery	A			\$ 100.00	8AM-2AM	8AM-2AM		
	A			625.00	" (f)	8AM-2AM(f)		
	A1						1,470.00	8AM-2AM
	A2			980.00	8AM-2AM	Closed		8AM-2AM
Restaurants	B1			350.00	"	8AM - 2AM(f)	700.00	8AM-2AM
	B2			500.00	"	"(f)	850.00	"
	B3						2,050.00	"
	B3						2,400.00	"
	B						1,720.00	"
	B						2,070.00	"
New Restaurant	BNR						3,000.00	"
Fine Dining	B-FD						2,500.00	"
Bed & Breakfast	B-BB						1,000.00	"
Special Inn	B Inn					(11-24 rooms)	2,900.00	" (e,g)
Café	B						1,575.00	10AM-11PM
Hotels	B3						2,620.00	8AM-2AM
	B3						2,970.00	"
	B						2,260.00	"
	B						2,610.00	"
Clubs	C1			150.00	8AM - 2AM	8AM-2AM(b)	350.00	"(a,b)
	C2			350.00	"	"(b)	800.00	"(a,b)
	C3			450.00	"	"(b)	1,300.00	"(a,b)
Tavern	D On Sale Only						3,000.00	"
	D On/Off Sale						4,000.00	"
Caterer	H						1,500.00	"(c)
Golf Course	GC						3,500.00	"
Stadium							10,000.00	"

(a) License fee according to membership; C1=50-99, \$350; 100-250, \$600; 251-450, \$850; 451 or more, \$1,000. C2=100-250, \$800; 251-450, \$1,050; 451 or more, \$1,200. (b) Clubs may obtain a license authorizing Sunday sales; add'l fee (c) Class H Caterers License available to operators of banquet rooms. Authorizes consumption on the premises during the catered event (d) Class BNR, or B-FD New Licenses authorized On Sale Only (e) Class B Inn License must meet certain conditions (f) 7 day fees are additional charge (g) 25 or more rooms is \$3,295 (h) B&B must meet certain conditions.

<b>Howard County</b>										
	A	\$150.00	6AM-2AM	6AM-2AM	\$175.00	6AM-2AM	6AM-2AM	\$700.00 (A2)	6AM-2AM	Closed
	B	150.00	"	"	175.00	"	"	900.00 (A1)	"	6AM-2AM
	BLX(i)							1,000.00	"	Closed
	C							2,000.00	"	"
								1,500.00 (a)	"	6AM-2AM
								250.00 (b)	"	"
								500.00 (j)	"	"
								700.00 (c)	"	"
	D	150.00	"	"	175.00	"	"	1,000.00 (d)	"	"
								600.00 (e)	"	Closed
								1,000.00 (f)	"	6AM-2AM
	WF(h)							800.00 (g)	"	Closed
	GC							1,500.00 (k)	11AM-10PM	11AM-10PM

(a) 18 hole Championship Golf Course Clubs only (b) Veteran's organizations with nat'l affiliation only (c) Qualified conference centers only. (d) Fee is \$1,000, if restricted to on-sale only. (e) Fee is \$600, if restricted to on sale only. (f) On and off sale (seven day license). (g) On and off sale (six day license). (h) Wine festival license available for \$15.00 fee. (i) Luxury restaurant license (j) Affiliate of Internat'l Organization of Police Officers (k) Golf Course **NOTE:** Race track license: owner may secure license for sale of all alcoholic beverages within confines of racing track for a fee of \$1,000.00 per calendar year.

<b>Kent County</b>												
	A	\$150.00	6AM-2AM	6AM-1AM		\$350.00	6AM-2AM	6AM-2AM	\$1,750.00	6AM-2AM	6AM-1AM	9AM-2AM
	B	300.00	"	"	N-M	1,000.00(c)	"	N-M	2,000.00(c)(f)(e)	"	"	NM
Bed and Breakfast									350.00 (b)	"	"	"
Country Inn									550.00 (b)	"	"	"
	C								500.00 (a)(d)	"		11AM-M (d)
	D	300.00	"	"	6AM-2AM				1,500.00			9AM-2AM (e)

(a) On sale except beer. (b) Authorizes on-sale consumption only. (c) Special Md. Wine License Privilege for Class B. (d) Special Sunday BWL license, allowing sales from 7AM-12M for a \$15.00 fee. (e) Authorizes off-sale of beer and light wines. (f) Class B restaurant or hotel licensee may obtain special Sunday or caterer's license for add'l \$100 fee, each. **NOTE:** Special Theatre License authorizes on-sale B/W/L for a \$500.00 fee. Light Wine License also available.

Class	License Fee	Beer Weekdays	Saturdays	Sundays	License Fee	Beer & Light Wine Weekdays	Saturdays	Sundays	License Fee	Beer, Wine & Liquor Weekdays	Saturdays	Sundays
<b>Montgomery County</b>												
A					\$250.00 (k)	6AM-1AM	6AM-1AM	6Am-1AM				
B					400.00	9AM-1AM(h)	9AM-1AM (h)	10AM-1AM (b)(h)	\$2,500.00 (g)(j)(m)	9AM-1AM	9AM-2AM	10AM-1AM
C									1,000.00 (n)	10AM-2AM	10AM-2AM	10AM-2AM
									2,000.00 (q)	6AM-2AM	6AM-2AM	10AM-2AM
									1,000.00 (e)	"	"	"
									500.00 (o)	"	"	"
									300.00 (c)	11AM-12MN	11AM-12MN	10AM-12MN
D					400.00	9AM-1AM(h)	9AM-1AM (h)	10AM-1AM (h)				
H	400.00(d)	9AM-1AM	9AM-1AM	10AM-1AM	400.00 (d)	9AM-1AM	9AM-1AM	10AM-1AM				
Special Theater					\$100.00	(p)	(p)	(p)				

(a) "Light wines" includes up to 22%. Class A Light Wine issued to Class 4 Manufacturer to sell products at retail - \$100.00.  
 (b) On sale only.  
 (c) Authorizes consumption of liquor supplies by bona fide members on premises of clubs not licensed for sale of liquor.  
 (d) On sale only; Class H authorized in Montgomery County for Hotels and Restaurants.  
 (e) Issued to Veteran's Organizations, Fraternal and Sororal or Service Organizations.

(f) Class B, issued to hotels and motels, permitting sale of Beer, Wine and Liquor including room service.  
 (g) On Friday and Saturday, premises may remain open to 2AM the following day provided food is available.  
 (h) Sales for off premises consumption permitted 6AM-1AM.  
 (i) May remain open Mondays to 2AM on certain holidays.  
 (j) May issue a caterer's privilege to a holder of a Class B restaurant or hotel (on-sale) beer, wine and liquor license for off premise events.

(l) CAT (Caterer's License)  
 (m) Special B-K license may be issued in the town of Kensington.  
 (n) Special Performing Arts Facility License  
 (o) Continuing Care Retirement Community License  
 (p) When snacks are served; One hour before and after a performance, during intermission; During cast parties and receptions before and after a performance. (Issued only to theaters where live performances are held, or in non-profit movie theaters.)  
 (q) Country club license.

<b>Prince George's County</b>												
		A (a)	\$220.00	6AM-M	Closed	\$ 220.00	6AM-M	Closed	\$825.00	6AM-M	Closed	
		B	330.00	6AM-2AM (c)(d)	6AM-2AM (c)	330.00	6AM-2AM (b)(c)(d)	6AM-2AM (b)(c)	1,320.00 (a)	6AM-2AM (b)(d)(g)	6AM-2AM(b)(g)	
Golf Course (b)		B							330.00	6AM-2AM	6AM-2AM	
Baseball (Bay Sox) (b)		B							2,200.00	"	"	
Football (Fed Ex)(b)		B							19,800.00	"	"	
BWL+(e)		B							2,200.00	"(d)	"	
BLX (b)		B							2,750.00	"	"	
Special Hotel - BH (b)		B							3,850.00	"	"	
Country Inn (b)		B							1,375.00	"	"	
Catering (b)		B							3,300.00	"	"	
EFC (Univ. Of MD) (b)		B							3,850.00	"	"	
EFC/DS (Univ. Of MD) (b)		B							6,750.00	"	"	
ECR (Equestrian Center) (b)		B							2,200.00	"	"	
RACE (Rosecroft) (b)		B							55.00 daily	"	"	
Sun Sale (f)		B							770.00	Noon-2AM		
MB/22 (b)		B							990.00	6AM-2AM	6AM-2AM	
Veterans or Fraternal (b)		C	220.00	6AM-2AM	6AM-2AM	220.00	6AM-2AM	6AM-2AM	825.00	"	6AM-2AM	
Country Club (b)		C, CLCC							1,650.00	"	8AM-2AM	
Yacht Club (b)		C, CLY							1,430.00	"	6AM-2AM (f)	
Country Club or Club Concessionaire (a)(b)		C, CLOC							1,650.00	"	"	
		C, BL										
		D (b)(c)	330.00	6AM-2AM (d)	6AM-2AM	330.00	6AM-2AM (d)	6AM-2AM				

(a) Off Sale Only.  
 (b) On Sale Only.  
 (c) On and Off Sale  
 (d) No Off Sale of alcoholic beverages after 12:00 midnight .

(e) Off sale from separate off sale shelves  
 (f) Over 15.5% alcohol by the drink  
 (g) Off sale from the main bar & dining room only.  
 NOTES: Application fee for all new licenses is \$700; application for transfer and transfer of location is \$500; Substitution of Corporate Officer application \$250; administrative processing fee (late fee) \$200;

Any incorporated town is authorized to require any license holder in such town to pay an additional fee not exceeding 20% of the above delineated license fees; wine tasting license may be issued to a BW or BWL license; Bd. of License Commissioners may prescribe rules for hours and days of sale; A Class B license providing authorized and approved live entertainment on Friday or Saturday may remain open until 3a.m.

Class	License Fee	Beer		License Fee	Beer & Light Wine		License Fee	Beer, Wine & Liquor		
		Weekdays	Sundays		Weekdays	Sundays		Weekdays	Sundays	
<b>Queen Anne's County</b>										
Conference Center	A	\$250.00	6AM-M	8AM-M	\$500.00	6AM-M	8AM-M	\$2,000.00	6AM-M	8AM-M
	B	250.00	"	"	500.00	"	"	1,000.00 (b)	6AM-2AM	8AM-2AM
	C (a)	50.00	"	"				1,500.00	"	"
	D	250.00	"	"	500.00	"	"	500.00	"	"
								1,800.00	"	"

(a) Issued only to non-profit clubs and National Veterans' Organizations

(b) May obtain a caterer's license, fee \$100.00.  
**NOTE:** Class B Beer, Wine and Liquor

Licenses authorize on or off sale for Beer and on sale only for Wine and Liquor.

<b>St. Mary's County</b>										
Hotel/Restaurant	A	\$200.00	6AM-2AM	Open	\$350.00 (a)	6AM-2AM	6AM-2AM	\$400.00 (a)	6AM-2AM	6AM-2AM
	B				400.00 (a)	6AM-2AM	6AM-2AM	300.00 (b)	"	"
	C							650.00 (a)(c)	"	"
	D	200.00 (b)	6AM-2AM	6AM-2AM				1,000.00		
		250.00 (a)	6AM-2AM	6AM-2AM				350.00 (a)(d)		"
								250.00 (b)	6AM-2AM	6AM-2AM
								650.00 (a)	"	"

(a) Seven Day License designated A-1.  
(b) Six Day License designated A-2.

(c) Add \$250 on caterer's License.  
(d) For clubs on sale only.

**NOTE:** A special Class C (on sale) Beer, Wine & Liquor License issued to bonafide religious, fraternal, civic, veterans', hospital or charitable

organization, for a one day period upon payment of \$10.00 fee for each license.

<b>Somerset County</b>										
	A	\$110.00	6AM-2AM	Closed	\$165.00	6AM-2AM	Closed			
		137.50	"	8AM-2AM	192.50	"	6AM-2AM			
	B	220.00	"	Closed	220.00	"	Closed	\$1,100.00(a)	6AM-2AM	12:30PM-12M
	C	27.50	"	"	38.50	"	"	275.00	"	"
		220.00	"	"	220.00	"	"	1,100.00		

(a) Wine and Liquor on sale only.

<b>Talbot County</b>										
Hotels & Rest (d)	A	\$400.00	6AM-12M	8AM-12M	\$400.00	6AM-12M	8AM-12M	\$2,000.00 (a)(f)	6AM-12M	8AM-12M
	AW				\$200.00					
Hotels & Rest (d)	B (f)	\$750.00	6AM-2AM	10AM-2AM	750.00	6AM-2AM	10AM-2AM	2,000.00(b)(e)(f)	6AM-2AM	10AM-2AM
Banquet Facility (d)	F-A							1,500.00		
Non-Profit Theaters (d)	B-F							1,200.00	6AM-2AM	10AM-2AM
	B-T	150.00	12N-12M	12N-12M	150.00	12N-12M	12N-12M			
	C	150.00	6AM-2AM	12:30PM-2AM	150.00	6AM-2AM	12:30PM-2AM	800.00 (c)(d)	6AM-2AM	12:30PM-2AM
Marinas (e)	D	1,000.00	6AM-12M	8AM-12M	1,000.00	6AM-12M	8AM-12M			

(a) Designated as Class E license (off sale)  
(b) Designated as Class F license

(c) Designated as Class G, issued to qualified non-profit clubs and National Veterans' Organizations or Class GC, Public golf course, hrs: 7a.m.-10a.m.M-S; 7a.m.-10 p.m.Sun

(d) On-sale consumption  
(e) On and off sale consumption  
(f) Caterer's endorsement fee of \$200.00

**NOTE:** The Talbot County Commissioners regulate the retail sale of alcoholic beverages.  
See Section 18-101, Article 2B, A.C.M.



	Class	License Fee	Beer Weekdays	Sundays	License Fee	Beer & Light Wine Weekdays	Sundays	License Fee	Beer, Wine & Liquor Weekdays	Sundays
<b>Washington County</b>										
	A	\$100.00	6AM-2AM	N-M	\$150.00	6AM-2AM	N-M	\$300.00	6AM-2AM	N-M
	B	50.00	"	"	200.00	"	"	1,000.00	"	"
Theater								1,000.00	"	"
	C	100.00	"	"	200.00	"	"	500.00	"	"
Golf & Country Club								1,000.00	"	"
	D	100.00	"	"	150.00	"	"	750.00	"	"
<b>Wicomico County</b>										
	A	\$175.00	6AM-M	Closed	\$275.00	6AM-M	Closed	\$4,400.00	6AM-M	Closed
		275.00	"	6AM-M	350.00	"	6AM-M			
	B	275.00	6AM-2AM (e)	12:30 PM-M	400.00	6AM-2AM	12:30 PM-M (e)	1,320.00 (a1)(f) 1,980.00 (a2)(f)	10AM-2AM	12:30 PM-M (c)
	C	75.00	10AM-1AM	12:30PM-10PM (c)	125.00	10AM-1AM	12:30PM- (m)	(b)	"	"
	D	275.00	6AM-2AM	6AM-M	400.00	6AM-2AM	12:30PM-M (c) (e)	2,200.00(d)	"	12:30PM-M
Golf Course	GC							2,200.00	"	12:30PM-M
<b>Worcester County</b>										
	A	\$287.50	6AM-2AM	Closed	\$450.00	6AM-2AM	Closed			
		350.00	"	6AM-2AM	525.00	"	6AM-2AM			
	B	362.50	9AM-2AM (a)	Closed	475.00	9AM-2AM (a)	Closed	\$2,250.00 (f)	9AM-2AM (a)	Closed (d)
		450.00	"	9AM-2AM (a)	575.00	"	9AM-2AM	3,125.00 (b)(f)	"	9AM-2AM (a)
	C	200.00	"	"	275.00 (h)	"	"	625.00 (f) 975.00 (i)	9AM-2AM (a)	Closed (d)(e)
	D	437.50	9AM-2AM (a)	Closed	500.00	9AM-2AM (a)	Closed	3,750.00 (c)	"	9AM-2AM (a)
		550.00	"	9AM-2AM (a)	625.00	"	9AM-2AM (a)	4,250.00 (g)	"	"

(a) Permits sales for **off premise** consumption between 6AM and 2AM.  
Permits sales for **on premise** consumption between 9AM and 2AM.  
(b) Licenses to be issued to premises within Municipal Corporation must be approved by Mayor & Town Council.

(c) Authorized areas restricted.  
(d) Special \$100.00 per day permit available authorizing sale on Sunday to conventions.  
(e) Special Sunday license to Class C, Beer, Wine and Liquor licensees, permits up to eight Special Sunday events, Fee \$100.00 per day.

(f) A caterer's license is available; fee \$500.00.  
(g) Ocean City Municipal Golf Course license; no license fee.  
(h) Issued in tenth district only.  
(i) Seven Day License.

**NOTES:** Race track Licenses: race tracks meeting requirements may obtain Beer and Light Wine license for same fee charged other Beer and Light Wine licensees. Beer, Wine and Liquor Race Track license fee is \$5,000.00.

Pouring (on sale) beer \$350, beer and wine \$400, beer, wine and liquor \$750.  
Sunday License for all above classifications is an additional \$250.

Special Cumberland and Shenandoah Valley Wine Festival License authorizes Maryland wineries to display, sell and sample Maryland wines. Fee to be set by the board.

Special Wine Tasting License for Class A - BWL \$200.00 yearly (12 times annually).

(a1) R-Restaurant On Sale Only  
(a2) H-Hotel On Sale Only  
(b) Fee according to membership and 6-day license (7-day):50-399= \$275.00(\$400.00), 400-599=\$550.00(\$675.00),600 or more=

\$825.00(\$950.00) to non-profit fraternal, social or veterans' clubs.  
(c) On Sale Sunday license permit sales to seated patrons, an additional \$100.00 per year.

(d) On sale only, must have minimum seating capacity of 140 persons.  
(e) Off sale weekdays 6am-M; Sunday

(f) Caterer's license available, fee \$550.00.  
NOTE: Class B-Conference Center license available, fee \$1500.00  
Stadium beer & light wine on-sale license fee is \$2000.00  
Class D-Bowling beer & wine, fee \$275.00

---

# Retail Licenses Issuing Authority

---

## **Allegany County**

Board of License Commissioners  
701 Kelly Road, Room 202  
Cumberland, Maryland 21502  
Phone: 301-724-6485 FAX: 301-777-2001

## **Annapolis (City of)**

Alcoholic Beverage Control Board  
Municipal Building, Room 102  
160 Duke of Gloucester Street  
Annapolis, Maryland 21401-2526  
Phone: 410-263-7942 FAX: 410-280-1853

## **Anne Arundel County**

Board of License Commissioners  
94 Franklin Street  
Annapolis, Maryland 21401  
Phone: 410-222-1148 FAX: 410-222-1810

## **Baltimore (City of)**

Board of Liquor License Commissioners  
231 East Baltimore Street, 6<sup>th</sup> Floor  
Baltimore, Maryland 21202  
Phone: 410-396-4385

## **Baltimore County**

Board of Liquor License Commissioners  
County Office Building  
111 W. Chesapeake Ave., Room G14  
Towson, Maryland 21204  
Phone: 410-887-3191 FAX: 410-887-3970

## **Calvert County**

Liquor Board  
Calvert County Court House  
175 Main Street  
Prince Frederick, Maryland 20678-3337  
Phone: 410-535-1600 ext. 2306  
FAX: 410-535-1787

## **Caroline County**

Board of License Commissioners  
Health and Public Service Building  
403 South Seventh St., Suite 210  
Denton, Maryland 21629-1335  
Phone: 410-479-8100 FAX: 410-479-4187

## **Carroll County**

Board of License Commissioners  
County Office Building  
225 N. Center Street, Room 113  
Westminster, Maryland 21157-5194  
Phone: 410-386-2094 FAX: 410-386-2444

## **Cecil County**

Liquor Board  
200 Chesapeake Boulevard, Suite 1600  
Elkton, Maryland 21921  
Phone: 410-996-5215 FAX: 410-996-1172

## **Charles County**

Board of License Commissioners  
County Government Building  
P.O. Box 2150  
La Plata, Maryland 20646  
Phone: 301-645-0555 FAX: 301-645-0515

## **\*Dorchester County**

Board of License Commissioners  
County Office Building  
501 Court Lane, Room 101  
Cambridge, MD 21613  
Phone: 410-901-1076 FAX: 410-228-9641

## **Frederick County**

Liquor Board  
12 E. Church Street, Winchester Hall  
Frederick, Maryland 21701  
Phone: 301-600-1156 FAX: 301-600-3500

\*Board of County Commissioners acts as Board of License Commissioners

---

# Retail Licenses Issuing Authority

---

**Garrett County**

Board of License Commissioners  
Frederick A. Thayer III Courthouse  
313 E. Alder Street, Room 105  
Oakland, Maryland 21550  
Phone: 301-334-1925 FAX: 301-334-5022

**Harford County**

Liquor Control Board  
16 N. Main Street  
Bel Air, Maryland 21014-3780  
Phone: 410-879-6370 FAX: 410-638-4970

**Howard County**

Board of License Commissioners  
George Howard Building  
3430 Court House Drive  
Ellicott City, Maryland 21043  
Phone: 410-313-2008 FAX: 410-313-3298

**\*Kent County**

Board of License Commissioners  
Government Center  
400 High Street  
Chestertown, Maryland 21620  
Phone: 410-778-4600  
FAX: 410-778-7482

**Montgomery County**

Board of License Commissioners  
16650 Crabbs Branch Way, Room 203  
Rockville, Maryland 20855-2297  
Phone: 240-777-1999 FAX: 240-777-1991

**Prince George's County**

Board of License Commissioners  
6200 Baltimore Avenue, 3<sup>rd</sup> Floor  
Riverdale Park, Maryland 20737  
Phone: 301-699-2770 FAX: 301-985-3548

**Queen Anne's County**

Board of License Commissioners  
160 Coursevall Drive  
Centreville, Maryland 21617  
Phone: 410-758-3133 FAX: 410-758-8473

**St. Mary's County**

Alcohol Beverage Board  
P.O. Box 653, 41650 Tudor Hall Road  
Leonardtown, Maryland 20650  
Phone: 301-475-7844 ext. 1600 FAX: 301-475-3364

**Somerset County**

Board of License Commissioners  
P.O. Box 74  
Princess Anne, Maryland 21853  
Phone: 410-651-0440 FAX: 410-651-9026

**Talbot County**

Board of License Commissioners  
Talbot County Courthouse  
11 N. Washington Street  
Easton, Maryland 21601  
Phone: 410-770-8019 FAX: 410-770-8013

**Washington County**

Board of License Commissioners  
148 W. Washington Street  
Hagerstown, Maryland 21740  
Phone: 301-797-4591 FAX: 301-797-4599

**Wicomico County**

Board of License Commissioners  
201 East Market Street, Suite 112  
P.O. Box 78  
Salisbury, Maryland 21803-0078  
Phone: 410-548-4835 FAX: 410-548-4374

**Worcester County**

Board of License Commissioners  
Government Center  
One West Market St., Room 1201  
Snow Hill, Maryland 21863-1070  
Phone: 410-632-1908 FAX: 410-632-3008

\*Board of County Commissioners acts as Board of License Commissioners

---

# Liquor Control Boards

---

**Montgomery County**

Department of Liquor Control  
16650 Crabbs Branch Way  
Rockville, Maryland 20855-2297  
Phone: 240-777-1990 FAX: 240-777-1962

**Wicomico County**

Liquor Control Board  
807 S. Salisbury Boulevard  
Salisbury, Maryland 21801  
Phone: 410-749-5721 FAX: 410-341-0860

**Somerset County**

Liquor Control Board  
10840 Market Lane, Bldg A, Suite 5  
Princess Anne, Maryland 21853  
Phone: 410-651-0588 FAX: 410-651-3622

**Worcester County**

Liquor Control Board  
5363 Snow Hill Road  
Snow Hill, Maryland 21863  
Phone: 410-632-1250 FAX: 410-632-3010

---

# Dispensary Locations

---

**Montgomery County**

Auburn Avenue  
Burtonsville  
Cabin John  
Chevy Chase  
Cloverly  
Falls Grove  
Flower  
Gaithersburg  
Kensington  
Kingsview  
Leisure World  
Milestone  
Montgomery Village

Montrose Crossing  
Muddy Branch  
Olney  
Pike  
Potomac  
Quince Orchard  
Silver Spring  
Twinbrook  
Walnut Hill  
Westwood  
Wheaton  
White Oak

**Somerset County**

Crisfield  
Pocomoke  
Princess Anne

**Wicomico County**

Salisbury - 3

**Worcester County**

Berlin - 1  
Ocean City - 3  
Pocomoke City - 1  
Snow Hill - 1

# State of Maryland - Clerks of the Court

Dawne D. Lindsey, Clerk  
**Allegany County** Circuit Court  
30 Washington Street  
Cumberland, Maryland 21502  
*Telephone: 301-777-5922*  
*1-800-988-9087*  
*Fax: 301-777-2100*

Robert P. Duckworth, Clerk  
**Anne Arundel County** Circuit Court  
Court House, 7 Church Circle  
P. O. Box 71  
Annapolis, Maryland 21404  
*Telephone: 410-222-1397*  
*Fax: 410-222-1395*

Frank M. Conaway, Clerk  
**Baltimore City** Circuit Court  
100 N. Calvert Street, Room 628  
Court House West  
Baltimore, Maryland 21202  
*Telephone: 410-333-3790*  
*Fax: 410-333-3767*

Suzanne Mensh, Clerk  
**Baltimore County** Circuit Court  
County Courts Building  
P. O. Box 6754  
401 Bosley Avenue  
Towson, Maryland 21285-6754  
*Telephone: 410-887-2602*  
*1-800-938-5802*  
*Fax: 410-887-3062*

Kathy P. Smith, Clerk  
**Calvert County** Circuit Court  
Court House, 175 Main Street  
Prince Frederick, Maryland 20678  
*Telephone: 410-535-1660*  
*1-888-535-0113*  
*Fax: 410-535-9572*

F. Dale Minner, Clerk  
**Caroline County** Circuit Court  
Court House, P. O. Box 458  
Denton, Maryland 21629  
*Telephone: 410-479-1811*  
*Fax: 410-479-1142*

Donald B. Sealing II, Clerk  
**Carroll County** Circuit Court  
Court House Annex  
55 N. Court Street, Room G8  
Westminster, Maryland 21157  
*Telephone: 410-386-2026*  
*Fax: 410-876-0822*

William L. Breckman, Clerk  
**Cecil County** Circuit Court  
129 N. Main Street, Room 108  
Elkton, Maryland 21921-5971  
*Telephone: 410-996-5373*  
*1-888-287-0576*  
*Fax: 410-392-6032*

Sharon L. Hancock, Clerk  
**Charles County** Circuit Court  
200 Charles Street  
P. O. Box 970, Court House  
LaPlata, Maryland 20646-0970  
*Telephone: 301-932-3202*  
*1-888-932-2072*  
*Fax: 301-932-3206*

Michael L. Baker, Clerk  
**Dorchester County** Circuit Court  
Court House, 206 High Street  
P. O. Box 150  
Cambridge, Maryland 21613  
*Telephone: 410-228-0480*  
*1-800-340-9186*  
*Fax: 410-228-1860*

Sandra K. Dalton, Clerk  
**Frederick County** Circuit Court  
Court House, 100 W. Patrick Street  
Frederick, Maryland 21701  
*Telephone: 301-600-1962*  
*Fax: 301-600-2245*

Sondra Buckel, Clerk  
**Garrett County** Circuit Court  
Court House, P. O. Box 447  
Oakland, Maryland 21550  
*Telephone: 301-334-1937*  
*1-800-989-9760*  
*Fax: 301-334-5017*

James Reilly, Clerk  
**Harford County** Circuit Court  
20 W. Courtland Street  
Bel Air, Maryland 21014-3783  
*Telephone: 410-838-4952*  
*Fax: 410-836-7615*

Margaret D. Rappaport, Clerk  
**Howard County** Circuit Court  
Court House, 8360 Court Avenue  
Ellicott City, Maryland 21043  
*Telephone: 410-313-2111*  
*1-888-313-0197*  
*Second Location:*  
The Thomas Dorsey Bldg.  
9250 Bendix Road  
Columbia, Maryland 21045  
*Telephone: 410-313-5850*

Mark L. Mumford, Clerk  
**Kent County** Circuit Court  
103 North Cross Street  
Chestertown, Maryland 21620  
*Telephone: 410-778-7460*  
*1-800-989-2520*  
*Fax: 410-778-7412*

Loretta E. Knight, Clerk  
**Montgomery County** Circuit Court  
"Judicial Center"  
50 Maryland Avenue, Room 122A  
Rockville, Maryland 20850  
*Telephone: 240-777-9464*  
*Fax: 240-777-9468*

Peggy Magee, Clerk  
**Prince George's County** Circuit Court  
Mail: 14735 Main Street, Room M1401  
Actual: 14741 Gov. Oden Bowie Drive, Rm L15  
Upper Marlboro, Maryland 20772-9886  
*Telephone: 301-952-3289*  
*1-800-937-1335*

Scott MacGlashan, Clerk  
**Queen Anne's County** Circuit Court  
100 Court House Square  
Centreville, Maryland 21617  
*Telephone: 410-758-1773*  
*1-800-987-7591*

Joan W. Williams, Clerk  
**St. Mary's County** Circuit Court  
41605 Courthouse Drive  
P. O. Box 676  
Leonardtown, Maryland 20650  
*Telephone: 301-475-7844, ext. 4567*  
*1-800-988-5052*  
*Fax: 301-475-4470*

I. Theodore Phoebus, Clerk  
**Somerset County** Circuit Court  
Court House, 30512 Prince William Street  
P. O. Box 99  
Princess Anne, Maryland 21853  
*Telephone: 410-845-4840*  
*1-800-341-2206*  
*Fax: 410-845-4841*

Mary Ann Shortall, Clerk  
**Talbot County** Circuit Court  
11 N. Washington St.  
Suite 16  
Easton, Maryland 21601  
*Telephone: 410-822-2611*  
*1-800-339-3403*  
*Fax: 410-820-8168*

Dennis J. Weaver, Clerk  
**Washington County** Circuit Court  
P. O. Box 229 (zip 21741)  
24 Summit Avenue (zip 21740)  
Hagerstown, Maryland  
*Telephone: 301-733-8660*  
*1-800-937-2062*  
*Fax: 301-791-1151*

Mark S. Bowen, Clerk  
**Wicomico County** Circuit Court  
101 North Division Street  
Salisbury, Maryland 21801  
*Telephone: 410-543-6551*  
*1-800-989-6592*  
*Fax: 410-546-8590*

Stephen V. Hales, Clerk  
**Worcester County** Circuit Court  
P. O. Box 40, Court House Room 104  
Snow Hill, Maryland 21863  
*Telephone: 410-632-5500*  
*1-800-340-0691*

Printed by the Comptroller of Maryland  
Support Services Unit on Recycled Paper

