




COMPTROLLER
of MARYLAND
Serving the People

Alcohol & Tobacco Tax Annual Report

Fiscal Year 2007



Peter Franchot

Comptroller of Maryland

Comptroller of Maryland Alcohol and Tobacco Tax

Peter Franchot, Comptroller of Maryland

Thad Russell, Director, Motor-fuel, Alcohol and Tobacco Tax Regulatory Division

Louis L. Goldstein Treasury Building
P.O. Box 2999
Annapolis, Maryland 21404-2999
410-260-7314



**To the General Assembly and the
Governor of Maryland:**

I am pleased to present the fiscal year 2007 report of the Alcohol and Tobacco Tax Bureau of the State Comptroller's Office, transmitted in compliance with provisions of Section 14-203 of Article 2B of the Annotated Code of Maryland and prepared by the Alcohol and Tobacco Tax office.

This report reviews the office's activities and details revenue collections and comparisons, license information, consumption figures and other statistics.

If you need more information on any items covered in this report, please contact the Alcohol and Tobacco Tax office or me, in Annapolis, and we will be happy to help you.

Sincerely,

A handwritten signature in black ink that reads "Peter Franchot". The signature is written in a cursive style with a long, sweeping tail on the letter "t".

Comptroller of Maryland

Table of Contents

I.	Preface	
	Introduction	1
II.	Revenues	
	State Gross Revenue from 1933-2006	2
	Net Revenue	3
	Revenue Comparison by Months	4
	<i>Distilled Spirits, Wine, Beer</i>	
	Revenue Comparison by Months	5
	<i>Tobacco</i>	
	State Gross Revenue from Licenses	6
	State Gross Revenue from Permits	7
III.	Consumption Trends	
	Consumption of Distilled Spirits, Beer and Wine ...	8
	Per Capita Tax Dollars and Consumption	9
	<i>Distilled Spirits, Wine, Beer</i>	
	Wholesale Alcoholic Beverage Deliveries and Cigarette Sales for Fiscal Year 2007	10
	Comparative Analysis	11
	Maryland Wineries	12
	Maryland Breweries	13
IV.	Administrative & Enforcement	
	Summary of Administrative Activities	14
V.	Appendix	
	Bulk Transfer Permits	15
	Alcoholic Beverages Area and Population Chart ...	16
	State of Maryland Map	17
	Revenues Received by Local Authorities	18
	Retail Licenses by Class	19
	Retail Licenses as of April 30, 2007	20
	Retail License Violations	21
	Retail License Information	22-29
	Retail License Issuing Authorities	30-31
	Liquor Control Boards and Dispensary Locations ..	32
	Clerks of the Court Statewide	33

Introduction

MATT Regulatory Division of the Comptroller of Maryland is responsible for collecting alcoholic beverage and cigarette taxes and for administering and enforcing the state's alcoholic beverage and tobacco tax laws.

This report details the division's activities, including revenue collections and audit and enforcement activities for fiscal year 2007, beginning July 1, 2006, and ending June 30, 2007.

Revenue

Total net receipts derived from the alcoholic beverage and tobacco taxes, license and permit fees and miscellaneous income for fiscal year 2007 amounted to \$308,040,014. A .1% decrease in the beer tax revenue, a 4.9% increase in wine tax collections and a 3.7% increase in the distilled spirits receipts contributed to an overall increase of 2.6% in alcoholic beverage tax collections compared with fiscal year 2006. The net receipts from the sale of cigarette tax stamps, \$268,353,780 reflected a 1.0% decrease, from the previous fiscal year. The net receipts from Other Tobacco Products Tax amounted to \$9,054,202, an increase of 4.0% from the previous fiscal year. Other Tobacco Products include chewing tobacco, snuff, pipe tobacco, cigars and roll-your-own.

The tobacco tax yielded the largest percentage of the unit's net receipts at 87%, while distilled spirits produced 5%, beer 3%, wine 2% and 3% other tobacco products.

Alcohol and Tobacco Legislation

The 2007 session of the General Assembly saw five pieces of legislation passed having statewide effect on the alcohol and tobacco tax laws of Maryland. Those bills are listed with the corresponding chapter number indicated in parenthesis. The session also saw the passage of approximately fifty-six alcohol bills affecting laws at the county level. For a summary of those pieces of legislation, visit the Maryland General Assembly's website, <http://mlis.state.md.us>.

Senate Bill 91 (*Chapter 501*)

Clean Indoor Air Act of 2007

Requiring DHMH and DLLR to adopt regulations to implement the provisions of prohibiting a person from smoking tobacco products in indoor areas open to the public and places of employment with civil penalties and fines for the violation of a newly created Clean Indoor Air Act of 2007. An indoor area open to the public includes any establishment licensed or permitted under Article 2B of the Code for the sale or possession of alcoholic beverages. Effective October 1, 2007.

House Bill 68 (*Chapter 589*)

Alcoholic Beverages-Places of Public Entertainment and Unlicensed Establishments

Prohibiting a person in Caroline, Dorchester, Kent, Queen Anne's, Somerset, Talbot, Wicomico, or Worcester County from serving or dispensing certain items or serving, dispensing, keeping, or allowing to be consumed alcoholic beverages or other component parts of mixed alcoholic drinks in certain places of public entertainment; etc. Effective July 1, 2007.

Senate Bill 1017 (*Chapter 218*)

Crimes-Tobacco Paraphernalia-Distribution to and possession by minors

Prohibiting the distribution of tobacco paraphernalia to a minor, unless the minor is acting as an agent of the minor's employer within the scope of employment. Tobacco paraphernalia is defined to include cigarette rolling paper and various pipes.

Emergency Bill, effective April 24, 2007.

House Bill 670 (*Chapter 249*)

Alcohol Without Liquid Machines (AWOL)

Prohibiting the possession, purchase, transfer, or offering of sale or use, an AWOL device; designed for the user to inhale a mix of an alcoholic product with pure oxygen or other gas; producing a vaporized product that can be inhaled. Effective October 1, 2007.

House Bill 785 (*Chapter 497*)

Cigarette Fire Safety Performance Standard & Firefighter Protection Act

Prohibiting the manufacture of cigarettes or sale of cigarettes to any person within this State unless the manufacturer has filed a specified written certification with the Comptroller, copied to the wholesaler, attesting that each marked cigarette has been tested and is fire standard compliant for the purpose of creating a self-extinguishing cigarette. The manufacturer will provide an illustrated copy of the packaging to the wholesaler, in turn, provide same to each retailer, subwholesaler, and vending machine operator to which the wholesaler sells cigarettes. A fee of \$250.00 will be charged for each certificate which may list no more than 50 cigarettes, with recertification required every three years. Effective July 1, 2008.

State Gross Revenue from 1933 - 2007

a) Alcoholic Beverage License Fees	\$273,245.00	a
b) Distilled Spirits	\$14,165,196.13	b
c) Manufacturer's Tax on Distilled Spirits	\$0.00	c
d) Wine	\$5,100,635.80	d
e) Beer	\$9,509,502.91	e
f) Alcoholic Beverage Permit Fees	\$867,460.00	f
g) Cigarettes	\$268,409,450.59	g
h) Other Tobacco Products	\$9,069,868.51	h
Miscellaneous Alcoholic Beverages	\$28,768.00	
Miscellaneous Tobacco	\$793,624.84	
Total	\$308,217,751.78	

- (a) License fees are collected from manufacturers, wholesalers, railroads, steamboats and airline companies.
- (b) Distilled spirits and sparkling and fortified wines excise tax began December 5, 1933, at \$1.10 per wine gallon not over 100 proof. The tax on distilled spirits increased to \$1.25 per wine gallon on 100 proof or less on October 1, 1939, and increased to \$1.50 per wine gallon on 100 proof or less July 1, 1955.
- (c) The manufacturer's tax on distilled spirits began on April 1, 1936, at the rate of 5 cents per proof gallon. The rate decreased to 2 ½ cents per proof gallon on June 1, 1937, and exempted brandy and neutral spirits. This tax was discontinued September 30, 1939.
- (d) Prior to April 1, 1935, the tax levied on sparkling and fortified wines was the same rate as distilled spirits at \$1.10 per gallon. Effective this date, wine was taxed at the same rate; reduced to 20 cents per gallon. The rate increased to 40 cents per gallon on July 1, 1972.
- (e) The beer excise tax began April 1, 1936, at the rate of 2.4375 cents per gallon. The rate increased to 3 cents per gallon October 1, 1938. The rate increased to 9 cents per gallon July 1, 1972.
- (f) Certain permit fees were established June 1, 1943, at an annual fee of \$5.00 for each permit issued. Subsequently these permits and fees were changed. Permit fees were established June 1, 1959, as follows: Public Storage \$50.00, Public transportation \$50.00, Public Storage and Transportation \$50.00, Individual Storage \$25.00, Non-Residential Dealer \$50.00, Import and Export \$50.00, Bulk Transfer "BO" \$50.00, Bulk Transfer "BU" \$25.00, Non-Beverage (Commercial) \$25.00, Non-Beverage Eleemosynary-gratis, Change of Domicile \$2.00, Individual Transportation \$2.00, Vehicle Identification \$2.00 per vehicle.

- The Solicitor's Permit began June 1, 1973, the Wine Exhibition Permit began July 1, 1985 at a \$50.00 fee and Charity Wine Auction Permit began July 1, 1986 at a \$500.00 fee. The issuance of Non-Resident Storage Permits began July 1987, at a \$500.00 fee. The Alcohol Awareness Program Permit began July 1, 1989 at a \$15.00 fee. Numerous license and permit fees were increased effective May 1, 1992. The Alcohol Awareness Instructor's Permit began October 1, 1994 at a \$5.00 fee; the Family Beer and Wine Facility Permit began on June 1, 1996 at a \$400.00 fee; the Private Bulk Sales Permit began on October 1, 1997 at a \$25.00 fee; the Winery Special Event Permit began on October 1, 2000 at a \$25.00 fee and the Direct Wine Seller's Permit began on July 1, 2002 at a \$10.00 fee. The fee per vehicle for Vehicle Identification cards was increased from \$2.00 to \$10.00 effective June 1, 2003. The fee for a Charity Wine Auction permit was reduced from \$500.00 to \$10.00 effective June 1, 2004. The Non-resident winery permit began April 25, 2006 at a \$50.00 fee.
- (g) The state cigarette excise tax began July 1, 1958, at the rate of 3 cents per pack. The tax increase to 6 cents per pack on July 1, 1961, 10 cents per pack on June 1, 1975, 13 cents per pack on July 1, 1980, 16 cents per pack on June 1, 1991, 36 cents per pack on May 1, 1992, 66 cents per pack on July 1, 1999, and \$1.00 per pack on June 1, 2002. Prior to 1961, cigarette tax was imposed by certain counties and Baltimore City.
- (h) The state excise tax on Other Tobacco Products began on July 1, 2000, at a rate of 15% of the wholesale cost of the product.

Note: The Alcoholic Beverages Division merged with the Cigarette Tax Unit in fiscal year 1972. Tobacco revenue is shown beginning fiscal year 1972.

Allocation of Revenue: License fees and excise taxes are distributed to the General Fund.

Net Revenue

	Gross Receipts	Refunds	Net Receipts	% Of Total Receipts
Receipts:				
Spirits at \$1.50 per wine gallon	\$14,165,196.13	0.00	\$ 14,165,196.13	4.60%
Wine at \$.40 per gallon	5,100,635.80	0.00	5,100,635.80	1.66%
Beer at \$.09 per gallon	9,509,502.91	93,288.85	9,416,214.06	3.06%
Cigarette Tax	268,409,450.59	55,670.49	268,353,780.10	87.11%
Other Tobacco Tax	9,069,868.51	15,666.21	9,054,202.30	2.94%
Alcoholic Beverage License Fees	273,245.00	0.00	273,245.00	0.09%
Alcoholic Beverage Permit Fees	867,460.00	150.00	867,310.00	0.28%
Miscellaneous Alcoholic Beverages	21,768.00	210.00	21,558.00	0.01%
Miscellaneous Tobacco Tax	793,624.84	12,752.50	780,872.34	0.25%
Fines	7,000.00	0.00	7,000.00	0.00%
TOTAL	<u>\$ 308,217,751.78</u>	<u>\$ 177,738.05</u>	<u>\$ 308,040,013.73</u>	<u>100.00%</u>

Revenues

Alcohol Revenue Comparison by Month

Distilled Spirits

MONTHS	2003	2004	2005	2006	2007
July	\$857.32	\$2,804.39	\$1,107.50	727.76	2,050.18
August	1,003,340.81	1,042,714.38	1,015,682.40	966,147.19	1,042,628.26
September	954,057.55	971,758.51	1,030,435.22	1,183,790.88	1,201,428.97
October	907,558.33	1,026,141.80	1,018,068.13	1,010,195.62	1,039,683.25
November	1,239,651.77	1,302,863.62	1,243,128.67	1,335,720.07	1,433,877.76
December	1,107,144.15	1,239,232.24	1,209,408.72	1,227,632.05	1,380,632.06
January	1,269,346.85	1,234,275.90	1,235,481.92	1,413,106.09	1,293,144.36
February	694,668.16	717,018.99	853,717.78	710,929.81	833,457.32
March	845,793.00	944,308.90	953,256.68	1,076,654.42	1,067,416.57
April	1,017,319.20	1,157,962.15	1,169,782.46	1,214,259.85	1,191,001.18
May	1,066,649.16	1,029,621.61	1,046,376.61	1,060,239.02	1,124,149.92
June	2,116,573.47	2,246,238.28	2,391,801.01	2,469,749.58	2,555,726.30
TOTAL	\$12,222,959.77	\$12,914,940.77	\$13,168,247.10	\$13,669,152.34	14,165,196.13
Percent of increase or decrease with previous year	-0.24%	5.66%	1.96%	3.80%	3.63%

Wine

MONTHS	2003	2004	2005	2006	2007
July	\$7,688.80	\$9,350.76	\$7,994.05	11,986.98	12,380.99
August	319,864.79	345,829.52	331,499.14	314,332.44	347,429.74
September	332,522.31	333,397.23	432,036.92	398,767.49	407,275.90
October	317,736.17	346,300.96	366,452.65	376,604.18	368,786.78
November	409,387.06	456,042.15	419,010.62	457,262.66	489,315.43
December	325,949.02	398,141.00	369,609.50	377,686.59	481,710.66
January	580,161.28	523,460.89	524,575.78	627,255.08	556,356.08
February	278,352.03	277,474.50	391,140.76	238,066.40	323,176.15
March	333,526.09	341,803.13	348,166.94	425,728.68	406,944.42
April	359,112.49	391,353.51	436,344.53	424,418.57	432,378.03
May	394,130.74	394,796.96	344,601.06	372,604.96	414,448.91
June	712,918.32	749,032.99	833,692.34	840,368.59	860,432.71
TOTAL	\$4,371,349.10	\$4,566,983.60	\$4,805,124.29	\$4,865,082.62	5,100,635.80
Percent of increase or decrease with previous year	4.09%	4.48%	5.21%	1.25%	4.84%

Beer

MONTHS	2003	2004	2005	2006	2007
July	\$48,750.11	\$72,300.54	\$91,946.82	67,552.17	68,691.44
August	878,433.23	866,010.75	873,533.22	824,118.35	841,577.61
September	826,765.74	794,860.67	834,168.33	902,267.19	856,540.38
October	644,495.90	814,162.74	769,151.68	770,611.58	796,280.37
November	999,133.76	784,474.17	766,088.33	778,829.21	742,045.85
December	510,407.98	712,900.15	713,485.33	718,384.49	697,784.54
January	664,784.37	688,086.55	629,046.04	673,525.60	795,905.40
February	706,239.36	656,673.56	692,499.72	703,973.12	730,913.01
March	642,443.70	672,585.84	695,507.37	636,580.06	660,431.30
April	746,016.51	786,861.38	769,787.86	769,795.98	754,856.28
May	775,766.59	783,589.15	783,730.42	804,894.20	752,444.64
June	1,662,769.00	1,805,411.24	1,760,270.66	1,796,487.91	1,812,032.09
TOTAL	\$9,106,006.25	\$9,437,916.74	\$9,379,215.78	\$9,447,019.86	\$9,509,502.91
Percent of increase or decrease with previous year	-3.98%	3.64%	-0.62%	0.72%	0.66%

Revenues

Tobacco Revenue Comparison by Month

Cigarettes

MONTHS	2003	2004	2005	2006	2007
July	\$4,634,288.58	\$6,592,353.27	\$9,048,067.95	7,498,921.69	6,753,255.51
August	23,802,307.52	26,016,310.91	22,813,901.64	22,528,116.01	24,515,774.42
September	24,159,095.39	20,240,554.43	24,614,247.36	25,422,050.95	24,743,918.49
October	22,862,137.90	25,549,621.31	22,278,363.53	22,314,803.43	21,939,508.45
November	19,240,488.47	21,548,797.88	20,168,894.52	22,471,648.84	23,030,319.82
December	21,689,148.01	21,485,871.81	21,329,312.94	21,292,416.37	23,920,200.82
January	20,821,107.44	21,623,117.13	20,992,215.83	22,963,700.78	19,602,917.48
February	20,751,084.63	21,291,944.47	21,315,915.11	22,280,112.83	18,374,184.78
March	21,774,652.23	19,045,866.89	20,008,405.75	17,513,434.31	23,340,172.37
April	21,279,282.44	21,618,623.27	20,681,693.82	22,735,628.55	19,581,743.31
May	21,003,264.24	23,097,930.70	22,680,130.26	22,966,389.59	22,354,749.59
June	39,348,892.03	36,306,556.80	41,655,782.90	41,066,055.44	40,252,705.55
TOTAL	\$261,365,748.88	\$264,417,548.87	\$267,586,931.61	\$271,053,278.79	\$268,409,450.59
Percent of increase or decrease with previous year	28.81%	1.17%	1.20%	1.30%	-0.98%

Other Tobacco Products (OTP)

MONTHS	2003	2004	2005	2006	2007
July	\$213,017.83	\$225,549.66	\$216,223.86	\$219,341.41	225,649.14
August	528,084.36	566,088.69	614,556.37	621,935.45	683,373.80
September	491,850.39	538,363.15	627,610.93	689,043.39	721,568.36
October	594,347.92	727,974.60	824,959.06	892,629.84	889,830.17
November	476,010.14	548,600.24	583,857.67	630,017.15	685,852.77
December	433,609.87	536,161.63	609,617.90	674,854.10	665,448.79
January	626,383.62	724,173.52	826,188.55	856,613.38	888,359.67
February	448,997.59	529,998.75	567,856.01	629,912.16	682,392.51
March	419,738.94	516,041.20	556,248.28	628,112.21	613,702.40
April	566,211.36	703,112.46	772,053.30	802,606.63	829,950.02
May	764,311.14	567,873.86	641,640.67	658,552.43	670,921.88
June	1,017,898.04	1,151,350.52	1,313,834.24	\$1,421,606.82	1,512,819.00
TOTAL	\$6,580,461.20	\$7,335,288.28	\$8,154,646.84	\$8,725,224.97	9,069,868.51
Percent of increase or decrease with previous year	6.87%	11.47%	11.17%	7.00%	3.95%

State Gross Revenue from Alcohol and Tobacco Licenses

Licenses Issued FY 2007		Revenue Annual Fee	Collected	Total
Alcohol Licenses:				
30	Application	\$200.00	\$6,000.00	
172	Renewal	30.00	5,160.00	
<u>202</u>				<u>\$11,160.00</u>
Manufacturer's Licenses:				
0	Distillery	\$2,000.00	\$0.00	
30	Rectifying	600.00	17,100.00	
0	Winery	750.00	0.00	
33	Limited Winery	200.00	6,070.00	
6	Brewery	1,500.00	7,520.00	
1	Pub-Brewery	500.00	500.00	
16	Micro-Brewery	500.00	7,500.00	
<u>86</u>				<u>\$38,690.00</u>
Wholesaler's Licenses				
40	Beer, Wine and Liquor	\$2,000.00	\$64,485.00	
21	Wine and Liquor	1,750.00	34,500.00	
9	Beer and Wine	1,500.00	8,312.50	
20	Beer	1,250.00	24,687.50	
26	Wine	1,250.00	28,770.00	
23	Limited Wine	50.00	1,062.50	
<u>139</u>				<u>\$161,817.50</u>
Railroad Licenses:				
2	Beer, Wine and Liquor	\$200.00	\$400.00	
0	Special One Day Class "C" License	0.00	0.00	
<u>2</u>				<u>\$400.00</u>
Steamboat Licenses:				
53	Beer, Wine and Liquor	\$150.00	\$7,762.50	
25	Special One Day Beer License	(Cost Varies)	375.00	
<u>78</u>				<u>\$8,137.50</u>
Airplane Licenses:				
11	Beer, Wine and Liquor	\$200.00	\$2,200.00	
<u>11</u>				<u>\$2,200.00</u>
Caterer's Statewide:				
35	Alcoholic Beverages	(Cost Varies)	\$62,000.00	
<u>35</u>				<u>\$62,000.00</u>
Cigarette Licenses:				
11	Manufacturer	\$25.00	\$275.00	
61	Wholesaler	750.00	45,750.00	
33	Subwholesaler	500.00	16,500.00	
2	Vendor	500.00	1,000.00	
3	Storage Warehouse	25.00	75.00	
5	Application Fee	200.00	1,000.00	
106	Renewal Fee	30.00	3,180.00	
<u>221</u>				<u>\$67,780.00</u>
Grand Total Licenses Issued				\$352,185.00

Note: Due to prorating of license fees, revenue collected may not coincide with the number of licenses issued. The license year begins May 1st and ends the following April 30th.

State Gross Revenue from Alcohol Permits

Permits Issued FY 2007		Revenue		Total
		Annual Fee	Collected	
19	Alcohol Awareness Program	\$15.00	\$285.00	
421	Alcohol Awareness Instructor	5.00	2,105.00	
14	Public Storage	75.00	1,050.00	
14	Public Storage and Transportation	100.00	1,400.00	
485	Public Transportation	75.00	36,375.00	
16	Import and Export	75.00	1,200.00	
1,099	Non-Resident Dealer	100.00	109,950.00	
56	Individual Storage	50.00	2,800.00	
2,368	Solicitor's	50.00	118,400.00	
277	Bulk Transfer	100.00	27,700.00	
33	Change of Domicile	5.00	165.00	
12	Non-Beverage	50.00	600.00	
62	Individual Transportation	10.00	620.00	
55,332	Vehicle Identification Cards	10.00	553,320.00	
2	Wine Exhibition	50.00	100.00	
14	Non-Resident Storage	500.00	7,000.00	
8	Charity Wine Auction	10.00	80.00	
3	Family Beer and Wine	400.00	1,210.00	
0	Direct Wine Sellers	10.00	0	
4	Private Bulk Sale	25.00	100.00	
38	Winery Special Event	25.00	950.00	
41	Non-Resident Winery	50.00	2,050.00	
60,318				
Grand Total Permits Issued			\$867,460.00	

Note: The permit year begins November 1st and ends the following October 31st.

Consumption Trends

Consumption of Distilled Spirits, Beer and Wine

Per Capita Gallons				Per Capita Gallons			
County	Distilled Spirits	Beer *	Wine	County	Distilled Spirits	Beer *	Wine
Allegany	1.73	26.91	1.32	Harford	1.26	17.83	1.99
Anne Arundel	1.97	22.35	3.57	Howard	1.26	13.55	2.56
Baltimore	1.70	17.94	2.43	Kent	2.18	24.48	3.44
Baltimore City	2.11	21.11	1.77	Montgomery	0.96	10.37	2.40
Calvert	1.60	20.27	2.21	Prince George	1.58	15.67	1.25
Caroline	1.31	22.55	1.06	Queen Anne's	1.94	25.92	3.27
Carroll	1.25	18.34	2.10	St. Mary's	1.43	20.79	1.57
Cecil	5.62	29.00	3.35	Somerset	1.11	16.93	1.11
Charles	2.05	18.22	1.46	Talbot	2.43	22.37	5.74
Dorchester	1.70	24.85	1.74	Washington	1.74	22.88	1.53
Frederick	1.55	19.40	2.27	Wicomico	1.21	25.51	2.19
Garrett	2.18	26.25	2.40	Worcester	5.25	63.42	5.45

* Includes Beer Coolers

These figures are based on deliveries to retail licensees in the various subdivisions by holders of Maryland wholesalers' licenses.

Wholesale Alcoholic Beverage Deliveries and Cigarette Sales for Fiscal Year 2007

(in gallons unless otherwise indicated)

Deliveries Statewide	Total Gallons
Beer **	102,352,421.18
Distilled Spirits	9,380,299.96
Wine	12,473,085.01
Cigarettes (Packs)*	271,026,450

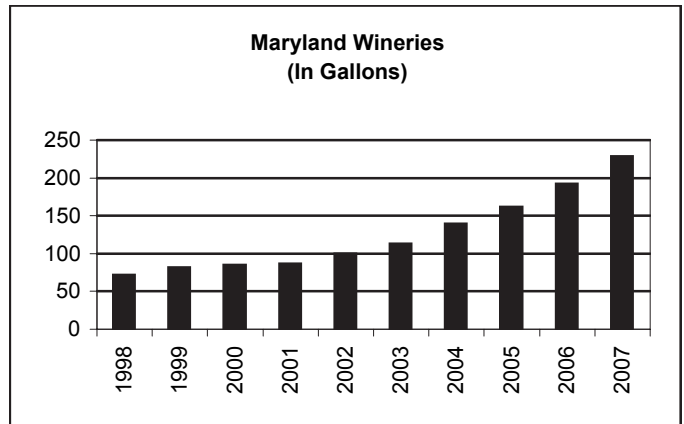
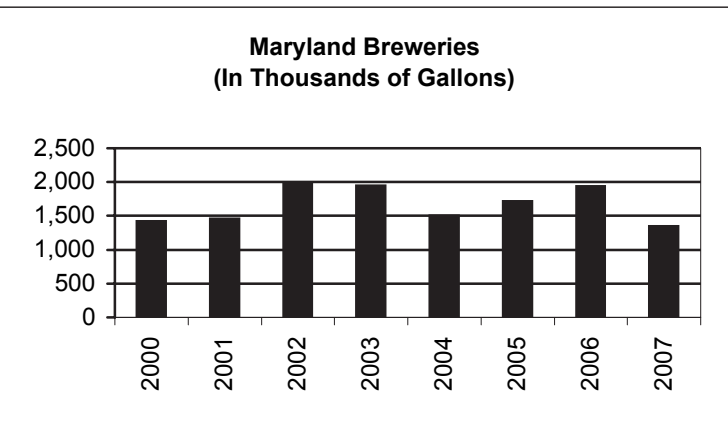
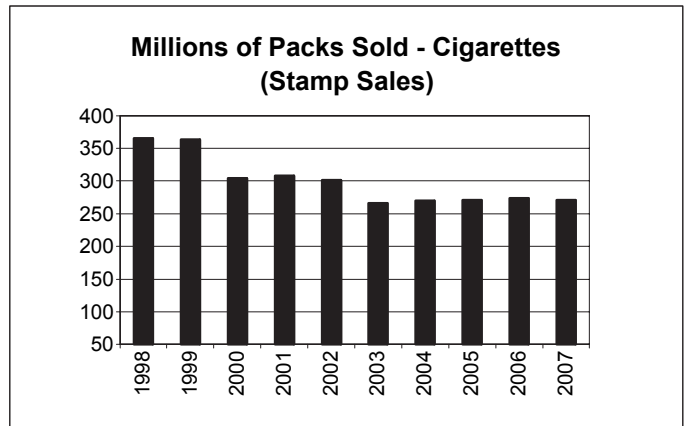
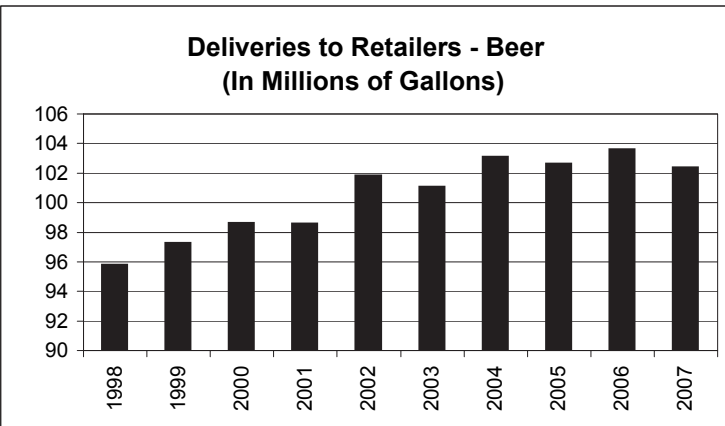
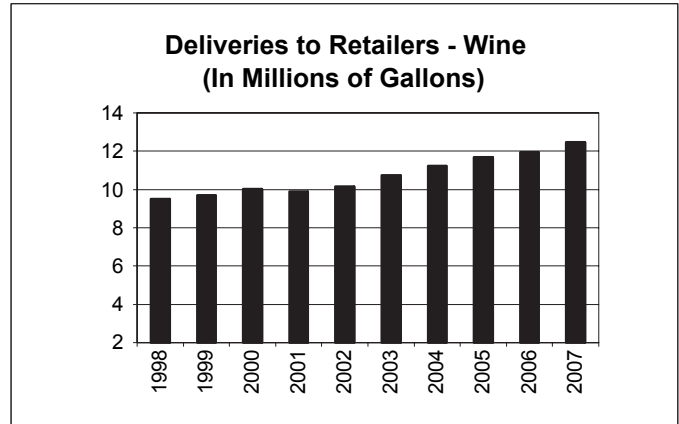
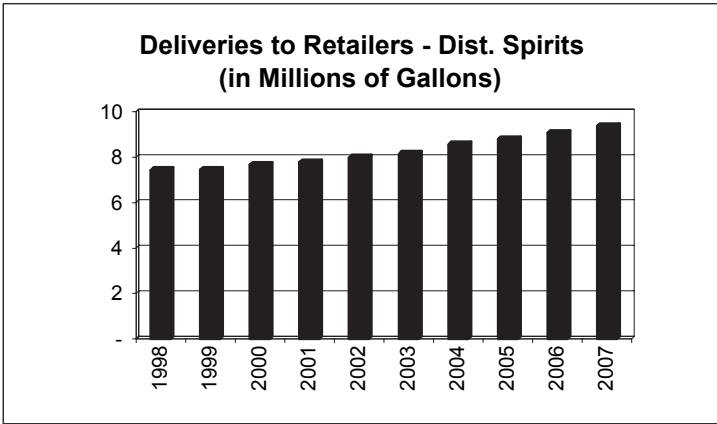
Deliveries by Political Subdivision

	Beer	Distilled Spirits	Wine
Allegany	1,959,577.76	126,322.56	95,860.94
Anne Arundel	11,380,572.32	1,001,896.63	1,817,172.84
Baltimore	14,123,544.46	1,335,739.44	1,909,609.02
Baltimore City	13,326,639.22	1,332,183.33	1,118,938.41
Calvert	1,799,948.51	142,040.85	196,459.37
Caroline	735,514.20	42,650.67	34,475.91
Carroll	3,121,731.78	213,476.17	358,335.10
Cecil	2,885,605.62	559,273.51	333,506.22
Charles	2,558,860.99	288,277.57	205,589.31
Dorchester	786,177.16	53,774.44	55,032.21
Frederick	4,325,299.41	345,151.72	506,555.46
Garrett	783,823.31	65,001.63	71,646.55
Harford	4,303,949.98	303,834.89	481,256.26
Howard	3,690,471.85	344,294.92	698,363.99
Kent	489,102.47	43,537.73	68,734.81
Montgomery	9,663,243.53	890,402.78	2,238,000.93
Prince George's	13,186,648.45	1,327,407.10	1,053,764.87
Queen Anne's	1,198,471.24	89,579.33	151,212.46
St. Mary's	2,055,464.25	141,163.25	154,822.75
Somerset	436,369.21	28,518.99	28,593.61
Talbot	806,556.66	87,467.56	207,105.80
Washington	3,288,970.24	250,592.13	220,112.80
Wicomico	2,346,962.24	111,398.22	201,836.44
Worcester	3,098,916.32	256,314.54	266,098.95
TOTALS	102,352,421.18	9,380,299.96	12,473,085.01

* Note: Detailed figures by political subdivisions are not available for cigarettes

** Includes Beer Coolers

Comparative Analysis



* 2005 figure reflects a wholesaler's amended report

** Revised figures effective 11-22-06

Maryland Winery Gallonage Sales/Dispositions

Fiscal Year	Sales to Retailers	Sales at Winery	Samples	Sales to Wholesalers	Out-of-State	Sales Other	Total	% of Change
1997	4,876.22	29,568.53	5,739.25	21,082.90	934.20	0.00	62,201.10	10.35%
1998	6,366.88	33,125.70	6,747.94	23,915.95	1,595.24	0.00	71,751.71	15.35%
1999	7,727.19	37,890.94	6,622.63	27,679.60	2,101.67	0.00	82,022.03	14.31%
2000	9,054.89	39,705.47	6,242.43	29,020.17	1,059.52	0.00	85,082.48	3.73%
2001	10,296.53	39,623.36	7,110.47	28,631.74	1,292.16	0.00	86,954.26	2.20%
2002	10,789.93	46,529.46	7,128.14	34,216.97	1,037.20	0.00	99,701.70	14.66%
2003	13,504.30	49,785.28	7,471.87	40,764.79	1,311.56	0.00	112,837.80	13.18%
2004	16,995.61	56,704.76	6,171.79	58,376.68	827.52	0.00	139,076.36	23.25%
2005	20,802.47	62,497.46	4,919.42	72,327.91	1,034.90	200.63	161,782.79	16.33%
*2006	21,878.63	71,292.38	5,192.99	92,446.75	865.37	183.00	191,859.12	18.59%
* Revised 2006 figures effective 11-22-06								
2007	13,747.88	84,295.18	6,205.37	123,122.52	1,167.40	119.30	228,657.65	19.18%

Maryland Brewery Gallonage Sales/Dispositions

Fiscal Year	Sales at the Brewery	Sales To Wholesalers	Sales Out-of-State	Consumed On Premise	Returned to Brewery	Total	% Of Change
1999	341,706.04	841,070.55	448,709.90	3,002.04	-17,275.82	1,617,212.71	unavailable
2000	338,205.35	662,254.15	438,336.88	1,761.42	-15,550.39	1,425,007.41	-11.88%
2001	357,182.95	596,834.49	511,648.33	844.41	-8,109.91	1,458,400.27	2.34%
2002	361,779.48	636,881.92	1,002,290.72	3,302.74	-7,232.92	1,997,021.94	36.93%
2003	368,717.36	606,415.34	970,878.42	5,997.88	-4,835.76	1,947,173.24	-2.50%
2004	364,969.12	526,071.26	613,585.70	2,595.01	-1,724.53	1,505,496.56	-22.68%
2005	343,529.06	638,157.47	738,341.74	1,560.85	-3,583.91	1,718,005.21	14.12%
*2006	311,843.02	691,823.94	936,465.22	1,067.64	-2,995.94	1,938,203.88	12.82%
* Revised figures effective 11-22-06							
2007	429,716.74	580,387.08	341,508.52	75.02	-4,517.32	1,347,170.04	-30.50

Summary of Activities

Audits Completed	Totals
Brewery (Maryland).....	14
Beer – Wholesaler (Maryland)	25
Rectifier, Distillery or Winery.....	12
Liquor and Wine Wholesaler (Maryland-Including County Dispensaries and Alcohol Wholesalers).....	30
Other Alcoholic Beverage Audits	0
Cigarette Wholesaler	71
Cigarette Sub-wholesaler.....	0
Cigarette Vendor.....	0
Cigarette Manufacturer’s Storage Warehouse.....	0
Other Tobacco Products.....	2
Stamp Office – Cigarette Stamps	12
	<u>166</u>
Inspection and Verification of Monthly Reports Received	
Maryland Manufacturers and Wholesalers:	
Brewers’ Beer Analysis	217
Beer Wholesalers.....	580
Liquor and Wine Tax Returns	1,311
Railroad, Steamboat and Airline Tax Returns.....	200
Out-of-State Brewers	1,772
Cigarette Wholesalers.....	727
Cigarette Manufacturers	139
Cigarette Stamp Purchases and Payments Return	633
Other Tobacco Products (Retailer)	574
Other Tobacco Products (Wholesaler).....	1304
Other Tobacco Products (Consumer).....	4
Out of State Wineries.....	256
	<u>7,717</u>
Refund Claims Verified and Approved for Payment	
Military – Beer consumed on federal reservations – Claims	
involving \$3,494.30.....	138
Alcoholic Beverages (Non-Military) \$0.00.....	0
Beer – amounting to \$89,794.55.....	51
Wine – amounting to \$0.00.....	0
Distilled Spirits – amounting to \$0.00.....	0
Cigarette refunds – amounting to \$55,670.49.....	6
All other claims – amounting to \$30,611.00.....	143
Other tobacco products – amounting to \$15,666.21	3
	<u>341</u>
Other Reports	
Auditor’s reports reviewed and entered	143
Credit Control Reports received and checked	4,674
Returned check reports received and checked.....	679
Keg books.....	2,269
Public storage/transportation	261
Import/Export, Non-resident storage reports.....	245
	<u>8271</u>
Grand Total for 2007	<u>16,495</u>

Bulk Transfer Permits

When a license is issued for a partnership or proprietorship, title to the licensee's stock of alcoholic beverages can change under the Alcoholic Beverages Laws of Maryland in the following cases: death of an applicant, substitution of an applicant, addition of an applicant, when the business ceases, restructuring from a proprietorship or partnership to a corporation or vice versa.

A bulk transfer permit provides for lawful transfer of the stock of alcoholic beverages in those cases. The fee for a bulk transfer permit is \$100.

The table below indicates the bulk transfer permits issued during fiscal year 2007. The 277 permits issued represent 52 less than the previous year.

County	Permits Issued
Allegany	5
Annapolis	4
Anne Arundel	22
Baltimore City	65
Baltimore	27
Calvert	9
Caroline	2
Carroll	5
Cecil	4
Charles	0
Dorchester	6
Frederick	9
Garrett	2
Harford	6
Howard	1
Kent	1
Montgomery	25
Prince George's	29
Queen Anne's	4
St. Mary's	3
Somerset	21
Talbot	4
Washington	13
Wicomico	5
Worcester	<u>5</u>
Total	277

State of Maryland

Alcoholic Beverages Area and Population Chart

Population Statistics for Fiscal Year 2007

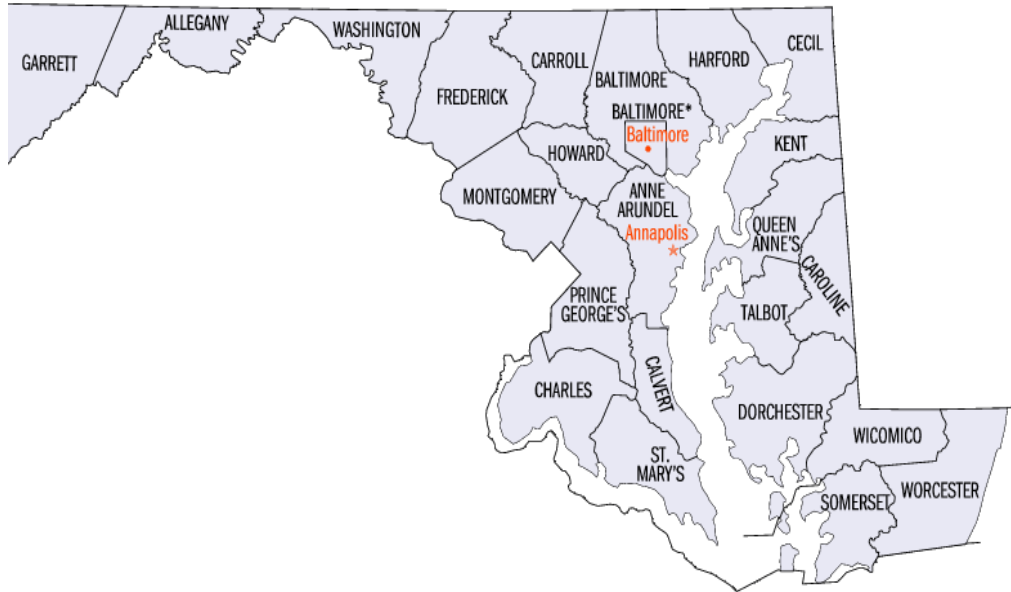
(Population Source-Maryland State Department of Health Estimates for July 1, 2006)

	Land Area in Square Miles	Population
Baltimore City	79	631,366
Allegany County	426	72,831
Anne Arundel County	E 417	509,300
Baltimore County	E 610	787,384
Calvert County	219	88,804
Caroline County	320	32,617
Carroll County	E 456	170,260
Cecil County	352	99,506
Charles County	458	140,416
Dorchester County	580	31,631
Frederick County	E 664	222,938
Garrett County	662	29,859
Harford County	448	241,402
Howard County	251	272,452
Kent County	284	19,983
Montgomery County	E 494	932,131
Prince George's County	E 485	841,315
Queen Anne's County	373	46,241
St. Mary's County	367	98,854
Somerset County	332	25,774
Talbot County	279	36,062
Washington County	462	143,748
Wicomico County	380	91,987
Worcester County	<u>483</u>	<u>48,866</u>
Total	<u>9,881</u>	<u>5,615,727</u>

E = Estimate

State of Maryland

Alcoholic Beverage Restrictions



Frederick County

- All Alcoholic Beverages -** First, Second, Fourth, Fifth, Seventh, Eighth, Ninth, Eleventh, Twelfth, Thirteenth, Fifteenth, Eighteenth, Twentieth, Twenty-first, Twenty-fourth, Twenty-fifth, and Twenty-sixth Districts.
- Beer Only -** Third, Fourteenth, Seventeenth, and Twenty-second Districts
Exception: Incorporated limits of Middletown, within Third District, Class B Beer, Wine, and Liquor with additional requirements
- No Alcoholic Beverages -** Sixth, Tenth, Sixteenth, Nineteenth, and Twenty-third Districts.
- Limited Wineries -** All election districts.

Montgomery County

- All Alcoholic Beverages -** First through Eleventh Districts and Thirteenth District.
- No Alcoholic beverages -** Twelfth District, known as Damascus, the towns of Barnesville*, Washington Grove, Kensington*, Laytonsville, and City of Takoma Park.

*Certain exclusions apply to the towns of Barnesville and Kensington.

Revenues Received by Local Authorities

	County Dispensaries				License		Total	
	Number Stores	Year Ended	Gross Profits	Expenses	Net Profits	Gross Receipts (a)	Local Revenue (b)	
Baltimore City (6*)	-	-	-	-	0.00	1,640,341.00	1,640,341.00	
City of Annapolis (4)	-	-	-	-	0.00	205,770.00	205,770.00	
Allegany County (6)	-	-	-	-	0.00	119,632.00	119,632.00	
Anne Arundel County (6)	-	-	-	-	0.00	513,700.00	513,700.00	
Baltimore County (4)	-	-	-	-	0.00	546,720.00	546,720.00	
Calvert County (6)	-	-	-	-	0.00	88,450.00	88,450.00	
Caroline County (4)	-	-	-	-	0.00	51,900.00	51,900.00	
Carroll County (4)	-	-	-	-	0.00	178,330.00	178,330.00	
Cecil County (6)	-	-	-	-	0.00	176,870.00	176,870.00	
Charles County (6*)	-	-	-	-	0.00	141,180.00	141,180.00	
Dorchester County (6*)	-	-	-	-	0.00	76,812.50	76,812.50	
Frederick County (4)	-	-	-	-	0.00	312,617.50	312,617.50	
Garrett County (6)	-	-	-	-	0.00	101,025.00	101,025.00	
Harford County (4)	-	-	-	-	0.00	354,488.00	354,488.00	
Howard County (4)	-	-	-	-	0.00	242,932.50	242,932.50	
Kent County (6*)	-	-	-	-	0.00	88,741.67	88,741.67	
Montgomery County (6*)	25	6/30/2007	25,689,000.00	17,300,000.00	8,389,000.00	1,661,416.00	10,050,416.00	
Prince George's County (6)	-	-	-	-	0.00	761,515.00	761,515.00	
Queen Anne's County (6*)	-	-	-	-	0.00	99,000.00	99,000.00	
St. Mary's County (6*)	-	-	-	-	0.00	90,912.50	90,912.50	
Somerset County (4)	3	4/30/2007	441,229.00	317,894.00	123,335.00	23,980.00	147,315.00	
Talbot County (7*)	-	-	-	-	0.00	134,154.00	134,154.00	
Washington County (4)	-	-	-	-	0.00	86,650.00	86,650.00	
Wicomico County (4)	3	6/30/2007	1,778,253.00	1,242,633.00	535,620.00	124,362.00	659,982.00	
Worcester County (5)	6	4/30/2007	3,318,219.22	2,455,845.00	862,374.22	714,681.25	1,577,055.47	
	37		31,226,701.22	21,316,372.00	9,910,329.22	8,536,180.92	18,446,510.14	

(a) License fees as reported by the respective boards of license commissioners for the license and/or fiscal(*) year ending 4/30/07 (4), 5/31/07 (5), 6/30/07 (6).
 Note that some boards report by fiscal year vs. calendar year as noted by an * following the year end date.

(b) Total local revenue is composed of net profits, and license receipts.

Retail Licenses by Class

<u>Summary By Class:</u>	<u>Total</u>	<u>% of Total</u>
Class "A" – Off Sales:		
Beer	71	
Wine	23	
Beer and Wine	500	
Beer, Wine and Liquor	<u>1016</u>	
Total "A" Licenses	1610	23%
Class "B" – On or Off Sale (Hotels and Restaurants):		
Beer	37	
Wine	17	
Beer and Wine	498	
Beer, Wine and Liquor	<u>2591</u>	
Total "B" Licenses	3143	45%
Class "C" – On Sale (Clubs):		
Beer	4	
Wine	4	
Beer and Wine	45	
Beer, Wine and Liquor	<u>570</u>	
Total "C" Licenses	623	9%
Class "D" – On or Off Sale (Taverns and On Sale Generally):		
Beer	57	
Wine	0	
Beer and Wine	274	
Beer, Wine and Liquor	<u>729</u>	
Total "D" License	1060	15%
Caterers – On or Off Sale:		
Beer, Wine and Liquor	31	1%
Class "BD-7" – On or Off Sale:		
Beer, Wine and Liquor (Baltimore City)	<u>494</u>	<u>7%</u>
Grand Total	<u>6961</u>	<u>100%</u>
Summary by Alcoholic Beverages:		
Beer	169	2%
Wine	44	1%
Beer and Wine	1317	19%
Beer, Wine and Liquor	<u>5431</u>	<u>78%</u>
Grand Total	<u>6961</u>	<u>100%</u>

Retail alcoholic beverages licenses are issued by the 23 counties and the cities of Baltimore and Annapolis. The license year begins May 1st and ends April 30th, except in Allegany, Baltimore, Calvert, Cecil, Garrett, Kent, Prince Georges counties and Baltimore City where the year begins July 1st; Worcester county where the year begins June 1st. In Kent and Queen Anne's counties licenses may be issued for six-month periods. This summary includes county retail stores but does not include additional licenses issued by incorporated towns where permitted by law.

Retail Licenses as of April 30, 2007

	<u>Beer</u>				<u>Beer & Wine</u>				<u>Wine</u>				<u>Beer, Wine & Liquor</u>				Pop. to each Liq. Lic Location								
	Total		Total		Total		Total		Total		Total		Total		Total	Prem.		Liq. Lic	Location						
	A	B	C	D	A	B	C	D	A	B	C	D	A	B						C	D	Total	Grand		
Baltimore City					39	15	25	53									256	276	72	84	1182	1314	1314	480	
Allegany		4			14		1	54									1	3	41	62	107	180	180	405	
Anne Arundel					6	37	2	3									72	221	37	119	449	497	497	1,025	
City of Annapolis	1				5	9											15	65	12		92	107	107	0	
Baltimore					15	11	14	1	3								160	293	83	160	696	740	740	1,064	
Calvert	6	1			7	3			6								28	53	8	8	97	120	120	740	
Caroline *	7	4	1		8	3											13	5	7	5	30	53	53	615	
Carroll	1	1			2	1	7	1	1								40	75	17		134	149	149	1,143	
Cecil					6	12			1								9	104	19		132	151	151	659	
Charles			4	4				2									21	60	11	73	170	176	176	798	
Dorchester *	24				15	5		2									12	23	10	0	45	91	91	348	
Frederick	14	7	2		24	37	1		4								51	112	37		200	289	289	771	
Garrett	3				5	7												22	1	28	51	73	73	409	
Harford					10	15											43	70	29	11	155	181	181	1,334	
Howard	1				2			1		17	4						50	126	5	31	212	237	237	1,150	
Kent	1	5			6	8	3										9	23	9	6	53	71	71	281	
Montgomery (D)	6				156	214		74	444									438	38		476	927	952	979	
Prince George's	5	6	43		8	34	1	54	97								131	265	43		439	590	590	1,426	
Queen Anne's *	2	4	1		7	8			15	2							18	30	11	9	84	108	108	428	
St. Mary's	4				4	12			16								32	62		50	144	167	167	592	
Somerset (D)	1				18	1		3	22									6	7	7	20	43	46	560	
Talbot					16	13			29	2							16	54	11		81	112	112	322	
Washington *	3				5	1	0	0	6								38	21	30	41	130	139	139	1,034	
Wicomico (D)					63	15		3	81								1	45	16	5	67	148	151	609	
Worcester (D)	1	1			56	43		12	111									139	16	30	185	298	304	161	
TOTAL	71	37	4	57	500	498	45	274	1317	23	17	4	0	44	1016	2591	570	729	31	494	6961	5431	6998	6998	802

(D) County Dispensaries
 * Caroline, Dorchester, Queen Anne's and Washington Counties permit two licenses to same premises in certain cases.

Report of Retail License Violations By County

Fiscal Year 2007

Violation	Total Violations	Counties Reporting	Allegany	Anne Arundel	City of Annapolis	Baltimore City	Baltimore County	Calvert	Caroline	Carroll	Cecil	Charles	Dorchester	Frederick	Garrett	Harford	Howard	Kent	Montgomery	Prince George's	Queen Anne's	St. Mary's	Somerset	Talbot	Washington	Wicomico	Worcester
After Hours	27	9	1			2	1					2					2		11	1		2			5		
Alcoholic Bev. Disp at Unauth. Hours	0	0																									
BD7 License Classification	2	1								2																	
Contents Tampering/Refills	6	4				1	1			2									2								
Display of Licenses	13	4						1		8									2								
Failure to Cooperate(Board/Police, etc.)	26	4	1	8		16										1											
Failure to Obey Liquor Board Order	1	1														1											
Failure to Require doc proof/age	0	0																									
False Statement, changes to org.app.	2	1																								2	
Firearm Discharge	0	0																									
Gambling on Premises	8	2										7					1										
Illegal Conduct	74	3		53		20							4	12		1											
Late Filing	16	2																									
Minor Conducted Sale	3	3				1	1												1								
No Certified server on duty	45	5				2	2			1					3	15	24									2	
No Trader's License	1	1		1																							
Open Container After Hours	7	4		3																	1	2	1				
Ownership & Operation	21	6		12		4				2		1									1			1			
Patrons on un-licensed premise	4	3								1											2			1			
Prohibited Hours	7	2		1		6																					
Prohibited Practices	13	3				1	11																				
Public Welfare/Nuisance/Noises	63	9	2	14		21	1								4						8	1	1	11			
Purchase from Other than Wholesaler	19	9				1	1			1		2	1		2						3				5		
Ratio Violation/Late Ratio Report	13	1																	13								
Records/Reports/Invoices	30	5		2		13						1	1						13								
Relationship with Wholesaler	0	0																									
Restrictions upon Retail Dealers	9	2		8			1																				
Revocation & Suspension	1	1		1																							
Sales of Alcoholic Beverage to a Minor	585	24	12	14	90	97	23	44	4	11	17	40	7		15	46	11	2	49	6	5	16	8	7	11	15	
Sanitation & Safety	20	2		7		13																					
Selling Tobacco Products/under 18	0	0																									
Serving on Sunday/w/o Sunday Sales	0	0																		1							
Trade Name Violation	3	2		2															1	1							
Unauthorized entertainment	4	3				2																					
Underage Drinking	1	1															1										
Underage Possession	2	1				2																					
Violation Restriction of License	10	1																				10					
Total Violations by County	1036	24	16	125	90	203	46	44	4	17	29	46	13	16	17	56	15	17	119	22	5	33	10	8	28	22	35

Retail License Information

Annual Fees and Hours of Sale

Class A - Off Sale (Package only)
Class B - On and Off Sale (Hotels and Restaurants)
Class C - On Sale (Clubs)
Class D - On and Off Sale (Generally)

M - Denotes Midnight
N - Denotes Noon

No sales at bar or counter on Sunday for holders of Class B or C licenses (does not apply in Anne Arundel County). Dispensary hours of sale fixed by Liquor Control Boards.

Class	Beer		Beer & Light Wine		Beer, Wine & Liquor	
	License Fee	Weekdays	License Fee	Weekdays	License Fee	Weekdays
Baltimore City						
A	\$110.00		6AM-M	Closed (c)	\$715.00	6AM-M
A-2					715.00	9AM-M
B(b)	165.00		6AM-2AM	6AM-2AM	1,100.00	6AM-2AM
B-AL					10,000.00	"
B-HM					5,500.00	"
B-RL					55.00 (c)	"
C	82.50				500.00	"
M-G			6AM-1AM	6AM-1AM	687.50	6AM-1AM
D	165.00				750.00	6AM-2AM
Amusement Permit (Night Clubs)					1,320.00	"

(a) May obtain authority to sell on certain Sundays for fee of \$50.00 per day.

(b) Certain restriction apply to license issued in the 46th legislative district as contained in Section 6-201(d).

(c) Racing establishment per day fee.
(d) Supplemental Sunday license available with restrictions

Note: Off-sale caterer privilege to existing beer and light wine or Beer, Wine, Liquor License. Add 1 fee \$500.00.

Allegany County

A	\$125.00	7AM-2AM	Closed	7AM-2AM	Closed	\$650.00	7AM-2AM	Closed
B						800.00	"	Closed (b)
B-BT						350.00	(d)	(d)
C	150.00	7AM-2AM	Closed (b)	7AM-2AM	Closed (b)	500.00	7AM-2AM	Closed (b)
D	200.00(a)	"	" (b)	"	" (b)	700.00	" (b)	" (b)

(a) May obtain special permit allowing the sale of liquor by the drink for consumption on the premises. Annual fee for such permit is \$500.00. Number of Special Permits not to exceed 50.

(b) Class B & D Licensees meeting restaurant requirements and Class C may obtain special Sunday License permitting sales 1PM-2AM. Additional Fee \$250.00.

(c) The fee for Assignment of transfer of a license is \$400.

(d) B-BT Buffet Theater License can sell on premise alcohol beginning 2 hrs before dining, and 2 hrs after performance.

Anne Arundel County

A	\$200.00(c)	6AM-2AM	6AM-2AM	6AM-2AM	\$ 600.00(c)	6AM-2AM	6AM-2AM
B	400.00(b)				900.00(b)	"	"
B-LSH	2,000.00						
H	300.00						
HMR					800.00		
C	100.00(a)				3,000.00		
D	400.00				400.00(a)		
					1,500.00		
					1,500.00		
					900.00		
					1,000.00(b)		
					50.00 per day		
					5,000.00		

Special Race Track Airport Terminal SAC or SATB

(a) Veterans' Fraternal, Political or Service Clubs.

(b) On and off sale.

(c) BWT Beer and Wine tasting license is available for \$100.00 fee for beer and wine licensees or \$200.00 for beer, wine, liquor licensees.

NOTE: Any holder of a Class B, H or D license is permitted to play any kind of recorded music without dancing, floor shows or other similar entertainment; with a special music license at an annual fee of \$100.00 for a Class B (to include a BLX Deluxe Restaurant), D, & H.

Yacht Club License: Licensee is available to owner for sale of all beverages, on sale consumption.
Resort Complex or Hotel-Restaurant Complex License permits sale at one or more locations within complex.
Race track license: Permits sale of all alcoholic beverages within confines of park for a fee of \$50.00/day. Hours of sale: 2 hours preceding races to 2 hours after last race.

Sunday Sales are permitted for Class A, B, C, D and H licensees issued Special Sunday Licenses: Annual fee \$50.00 for Beer and Light Wine, \$100.00 for Beer, Wine and Liquor.
Filing fee of \$500.00 required with each application for new alcoholic beverages license.

Class	License Fee	Beer		Beer & Light Wine		Beer, Wine & Liquor		
		Weekdays	Sundays	License Fee	Weekdays	License Fee	Weekdays	Sundays
City of Annapolis								
Package Goods	\$ 360.00	6AM-M	Closed	\$ 900.00	6AM-M	Closed	6AM-M	Closed
A-1	440.00	"	6AM-M	1,150.00	" (b)	6AM-M	"	6AM-M (b)
A-2	250.00	"	Closed	730.00	"	Closed	"	Closed
B-1 (a)	380.00	"	6AM-M	940.00	"	6AM-M	"	6AM-M
B-2 (a)	340.00	"	Closed	1,200.00	"	6AM-M	"	6AM-M
B-3	590.00	"	6AM-M	510.00	6AM-2AM	6AM-2AM	6AM-2AM	6AM-2AM (c)
B-4	200.00	6AM-2AM	6AM-2AM	200.00	6AM-M	Closed	6AM-M	Closed
.X(C)	100.00	6AM-M	Closed	80.00	"	6AM-M	"	6AM-M
.a(d)	50.00	"	6AM-M	940.00	6AM-2AM	6AM-2AM	6AM-2AM	6AM-2AM
.b(d)	560.00	6AM-2AM	6AM-2AM	1,030.00	6AM-M	6AM-M	6AM-M	6AM-M
C-1	580.00	6AM-M	Closed	340.00	"	Closed	"	Closed
.a(d)	280.00	"	6AM-M	120.00	"	6AM-M	"	6AM-M
.b(d)	80.00	"	6AM-M	1,200.00	"	6AM-M	"	6AM-M
E-1	510.00	"	6AM-M	510.00	6AM-2AM (c)	6AM-2AM (c)	6AM-2AM (c)	6AM-2AM (c)
.x	300.00	6AM-2AM (c)	Closed	300.00	6AM-M	Closed	6AM-M	Closed
.a(d)	200.00	6AM-M	6AM-M	100.00	"	6AM-M	"	6AM-M
.b(d)	80.00	"	6AM-M	2,270.00	All Hours	All Hours	All Hours	All Hours
F-1	1,130.00	All Hours	All Hours				3:30PM-7PM	11AM-2:30PM
ICA-1								

(a) Only with meals off-sale permitted.
(b) May obtain a BWT Beer and Wine Tasting license - \$240.00
(c) Additional Fee: Midnight to 2AM
(d) Additional Fee: Off-sale

Baltimore County								
A (a)(b)	\$100.00	6AM-M	Closed		6AM-M	Closed	6AM-M	Closed
B (d) (e)	150.00	6AM-2AM	6AM-2AM		6AM-2AM	6AM-2AM	6AM-2AM	6AM-2AM
C (d)	35.00	Clubs	"		"	"	6AM-2AM	6AM-2AM
D (d)	100.00	Taverns	"		"	"	"	"

(a) Class A Light Wine License may be issued to a Class 4 Manufacturer's license holder and to a Class 3 Manufacturer producing wine from Maryland agricultural products. Fee \$50.00.
(b) Off Sale, 6 day license
(c) A one-day beer and wine tasting license is available to Class A licensees. Fee \$20.00.
(d) On Sale, 7 day license
(e) All Class B licensee fees are \$1,000.00 with the exception of restaurant fees of \$150.00.
(f) Caterer's privilege \$500.00 fee.
Class B includes hotels, BDR (deluxe restaurants), B (DT) Dinner Theaters, B (HV), B (MCOM), B (OMTC), B (PC), B (QG), B (SB) (Restaurant-Service Bar), B (TRD), B (TCRD), and B (TSB).

Calvert County								
A	\$150.00	6AM-2AM	6AM-2AM	\$150.00	6AM-2AM	6AM-2AM	6AM-2AM	6AM-2AM
B	250.00	"	6AM-2AM	250.00	6AM-2AM	6AM-2AM	"	"
BR	50.00	6AM-2AM	"		"	"	"	"
C	100.00	"	"		"	"	"	"
D	15.00	"	"		"	"	"	"
WF								

(a) Issued only to bona fide Yacht and Country Clubs.
(b) Issued only to Yacht Clubs & bona fide posts of American Legion or V.F.W. On premises only by the drink.
(c) Permits sale of alcoholic beverages only with meals.

Class	License Fee	Beer Weekdays	Sundays	License Fee	Beer & Light Wine Weekdays	Sundays	License Fee	Beer, Wine & Liquor Weekdays	Sundays
Caroline County									
A	\$250.00	6AM-M	8AM-M	\$600.00	6AM-M	Closed	\$1,250.00	6AM-M	Closed
B	250.00	6AM-M	N-M(c)(d)	900.00	"	8AM-M	1,600.00	"	8AM-M(b)
B	"	"	"	"	"	"	1,000.00	6AM-2AM	Close 2AM(d)
B	250.00	6AM-M	N-M(c)(d)	"	"	"	1,250.00	"	N-M(c)(d)
C	300.00	6AM-1AM	Close 1AM	500.00	6AM-M	Closed 1AM	1,000.00	6AM-2AM	N-M(c)(d)
D	"	"	"	"	"	"	1,250.00	6AM-2AM	Close 2AM
GC	"	"	"	"	"	"	1,600.00	6AM-2AM	1PM-M(c)
H	"	"	"	"	6AM-2AM	N-M(c)	1,600.00	6AM-2AM	N-M(c)
(a) On sale only.									
(b) Liquor Sunday sales from 1PM through midnight only.									
(c) Beer and wine sales from midnight to 2AM.									
(d) No sales at bar or counter does not apply in Caroline County.									
Carroll County									
A	\$100.00	8AM-11PM	Closed	\$140.00(d)	8AM-11PM	Closed(d)	\$650.00	8AM-11PM	Closed
B	130.00	8AM-1AM	Closed	160.00	8AM-1AM	Closed	1,500.00(a)(e)	8AM-1AM	N-1AM
BC	"	"	"	1,000.00(g)	8AM-1AM(i)	"	1,750.00(f)	8AM-1AM	N-1AM
BR	"	"	"	"	"	"	2,000.00	"	"
C	50.00(c)	8AM-1AM	Closed	70.00(c)	8AM-1AM	Closed	1,250.00(b)	"	"
D	130.00	8AM-1AM	Closed	160.00	8AM-1AM	Closed	1,500.00(h)	"	"
H	"	"	"	1,000.00(g)	8AM-1AM	Closed	1,500.00	"	"
HC	"	"	"	"	8AM-1AM	Closed	1,750.00 (f)	"	"
(a) Restaurants on-sale only except off-sale beer permitted.									
(b) Local chapter of nationally organized non-profit fraternal or veteran's organizations for on-sale only.									
(c) For any other club. On sale only.									
(d) Class A, license available to Class 4 manufacturers, permits sale of wine products at retail 7 days a week for \$50.00 fee.									
(e) Class H Caterer's license available to operators of banquet rooms.									
(f) On sale and limited off sale.									
(g) Seven day license.									
(h) Golf and Country Club license.									
(i) Off sales from 8AM to 1AM Monday -Saturday. No off sales on Sunday.									
Cecil County									
A	\$60.00	6AM-2AM	8AM-11PM(e)	\$75.00	6AM-2AM	8AM-11PM(e)	\$750.00	6AM-2AM	8AM-11PM(e)
B	75.00	"	10AM-11PM(e)	90.00	"	10AM-11PM(e)	750.00	"	10AM-11PM(e)
BLX	"	"	"	"	"	"	1,500.00(a)	"	"
C	75.00	"	8AM-11PM	100.00	"	8AM-11PM	2,500.00(b)	"	"
GC	"	"	"	"	"	"	600.00(c)	"	8AM-11PM
D	200.00	"	1PM-11PM(e)	225.00	"	1PM-11PM(e)	2,000.00(d)	"	"
(a) Issued on-sale to Motel-restaurant Complex or Hotel-Restaurant Complex with capital investment of not less than \$1,000,000.00.									
(b) Issued on-sale for BLX restaurant license.									
(c) Non-profit club fee, \$500.00. Profit club fee, \$2,000.00.									
(d) For Profit golf course									
(e) Additional Charge of \$5.00 each applied to the following changes: Change of Officer, Name Changes and Rules & Regulations									
(f) Beer, wine, liquor Sunday sales permitted with any Class A, B or D license at an additional fee of \$50.									
(g) Special Licenses: (Maximum 4 times per year) 1-Day, Class C (B or B&LW) \$10.00, 1-Day, Class C (BWL) \$20.00, 1-Day, Class T (Wine Tasting) \$25.00									
(h) One-Time Fee for New License: Beer \$1,000.00, Beer & Light Wine \$2,000.00 and Beer, Wine & liquor \$3,000.00									
(i) One-Time Fee for Reclassifications \$1,000.00 - \$3,000.00									
Note: Fire departments (24 Times Per Year-On Sale Only) Beer or Beer & Light Wine \$120.00, Beer, Wine & Liquor \$240.00 Late Fee of \$50.00 per day applied to all Renewal Applications unrec'd prior to April 1st.									
Charles County									
A	\$180.00	6AM-2AM	6AM-M	\$240.00	6AM-2AM	6AM-M	\$480.00(c)	6AM-2AM	6AM-M
B	"	"	"	20.00	"	"	360.00	"	"
BLX	"	"	"	"	"	"	2,400.00	"	"
C	"	"	"	"	"	"	300.00(b)	"	"
D	"	"	"	"	"	"	1140.00(a)	"	"
(a) Off sale for liquor and on and off sale for beer & wine - License Fee \$720.00. A Special Class D (on sale) Beer License may be issued to any bona fide religious, fraternal, civic, veteran's, hospital, or charitable organization for a period not exceeding ten consecutive days, upon the payment of a fee of \$25.00 for each license.									
(b) Only to bona fide non-profit organizations or clubs composed solely of members who served in the Armed Forces of the U.S.									
(c) Authorizes samples to be provided to consumers under certain conditions.									

Class	License Fee	Beer Weekdays	Sundays	License Fee	Beer & Light Wine Weekdays	Sundays	License Fee	Beer, Wine & Liquor Weekdays	Sundays
Dorchester County									
A	\$200.00	6AM-M	6AM-M	\$250.00	6AM-1AM	12N-12M	\$2,500.00	6AM-12M	12N-12M
B	250.00 (b)	6AM-1:45 AM	12N-12M	300.00 (d)	6AM-1:45 AM	12-12(C)	1,000.00(b)	7AM-1:45 AM	12N-12M
C (a)	250.00	10AM-1:45 AM	12N-12M	150.00	6AM-1:45 AM	12N-12M	1,000.00	10AM-1:45 AM	12N-12M
D (b)	250.00	6AM-1:45 AM	12N-12M	275.00	6AM-1:45 AM	12N-12M			
(a) Issued only to Yacht Clubs, Country Clubs and non-profit organizations.									
(b) On sale only.									
(c) Off sale only through 1AM.									
Frederick County									
A	\$100.00	6AM-M	1PM-M (f)	\$140.00(c)(n)	6AM-M	1PM-M (f)	\$650.00(n)	6AM-M	1 PM-M (f)
B	130.00	6AM-2AM	11 AM-2AM(m)	160.00	6AM-2AM	11 AM-2AM(m)	1,500.00(a)(p)(e)(l)	6AM-2AM	11 AM-2AM (m)
B-Hotel							2,000.00(a)(b)(p)		
B-DH							1,500.00(j)		
B-DT							1,500.00(d)(h)	(d)(h)	(d)(h)
B-BF							1,500.00(d)	6AM-2AM	11AM-2AM
B-BB							500.00(q)		
B-CI							2,500.00(k)(d)		
C	50.00 (d)		(d)	70.00 (d)		(d)	600.00 (d)		"(d)
				100.00(o)(d)					
Weinburg Ctr for the Arts Golf & Country Club							325.00(d)		
Private Business Club							1,500.00(d)		
							2,000.00(d)		
Private Country							2,000.00(d)(i)		
Stadium				2,000.00		(d) (g)			
(a) Hotel license does not permit sales at bars or counters or sales for consumption anywhere except on premises where meals are prepared & served. In restaurants, beverages with alcohol content of not more than 14.5% for off-premise.									
(b) Issued only to hotels with capital investment of not less than \$400,000.00, with a minimum of 15 rooms with more privileges & restaurant facilities.									
(c) Winery license fee, \$50.00; Class A, light wine only, wines & ports up to 21% by volume; available to Class 3 & 4 Manufacturers; wine product sales at retail 7 days/wk									
(d) On-premise only. Special provisions for Special Event Bottles.									
(e) Micro Brewery License may be issued with special provisions.									
Garrett County									
A	\$150.00(d)	6AM-2AM	Closed	\$350.00(d)	6AM-2AM	Closed	\$1,500.00(a)(d)(h)(m)	6AM-2AM	Closed
B				50.00(d)(f)	6AM-2AM	Closed	2,000.00(d)(e)(m)		
							3,000.00(b)(d)(j)		
							500.00		
							25.00-75.00(d)(g)		
							1,500.00(d)		
							50.00-300.00(k)		
							125.00-500.00(l)		
							1,500.00(b)(d)(i)		
							3,000.00(c)(d)(i)		
Light Wine									
Resort (CAT) Caterer's B & B									
Special Multi-Event									
(a) Special "draft beer" license available for a \$75.00 fee by any establishment regularly licensed to sell beer. A new license issuing fee is \$75.00.									
(b) No sales at bar counters nor for off sale.									
(c) Primarily on-sale consumption.									
(d) Primarily off-sale consumption.									
(e) New license issuing fee equals the license fee.									
(f) Authorizes catering for off premise events.									
(g) Class A light wine license may be issued to a Class 4 manufacturer's license holder.									
(h) 1-5 bedrooms - \$25.00, 6-10 bedrooms - \$50.00.									
(i) Wine tasting license allows beer & wine tastings on-premise during specific registered events for \$100 Fee.									
(j) Additional facility \$1,500.00.									
(k) 2-day license \$50.00 6-day license \$150.00, 12-day license \$300.00.									
(l) Fee varies based on # of events.									
(m) Off-Premise wine sales \$200.00									
(n) BDR Deluxe license available									

Class	License Fee	Beer	Sundays	License Fee	BW Weekdays	Sundays	License Fee	BW/L Weekdays	Sundays
Hartford County									
Winery	A		\$ 100.00	8AM-2AM		" (f)	8AM-2AM	1,470.00	8AM-2AM
	A		625.00	8AM-2AM		" (f)	8AM-2AM(f)		
Restaurants	A1		980.00	8AM-2AM		"	Closed	700.00	8AM-2AM
	A2		350.00			"	"(f)	850.00	8AM-2AM(f)
	B1		500.00					2,050.00	"(f)
	B2							2,400.00	"(f)
	B3							1,720.00	"(f)
	B							2,070.00	"(f)
New Restaurant Deluxe	BNR							3,000.00	"(d)
Fine Dining	BDR							5,000.00	"(d)
Bed & Breakfast	B-FD							2,500.00	"(d,f)
Special Inn	B-BB							1,000.00	"(h)
Hotels	B Inn						(11-24 rooms)	2,900.00	"(e,g)
	B3							2,620.00	"(f)
	B3							2,970.00	"(f)
	B							2,260.00	"(f)
	B							2,610.00	"(f)
Clubs	C1		150.00	8AM - 2AM		"	8AM-2AM(b)	350.00	"(a,b)
	C2		350.00	"		"	"(b)	800.00	"(a,b)
	C3		450.00	"		"	"(b)	1,300.00	"(a,b)
Tavern	D On Sale Only							3,000.00	"
	D On/Off Sale							4,000.00	"(c)
Caterer	H							1,500.00	"
Golf Course	GC							3,500.00	"(c)
Stadium								10,000.00	"
(a) License fee according to membership; C1=50-99, \$350; 100-250, \$600; 251-450, \$850; 451 or more, \$1,000. C2=100-250, \$800; 251-450, \$1,050; 451 or more, \$1,200. (b) Clubs may obtain a license authorizing Sunday sales; add'l fee premises during the catered event (c) Class H Caterers License available to operators of banquet rooms. Authorizes consumption on the authorized On Sale Only (d) Class BNR, BDR, or B-FD New Licenses (e) Class B Inn License must meet certain conditions (f) 7 day fees are additional charge (g) 25 or more rooms is \$3,295 (h) B&B must meet certain conditions.									
Howard County									
	A	\$150.00	6AM-2AM	6AM-2AM	\$175.00	6AM-2AM	6AM-2AM	\$700.00 (A2)	6AM-2AM
	B	150.00	"	"	175.00	"	"	900.00 (A1)	Closed
	BLX(i)		"	"		"	"	1,000.00	Closed
	C		"	"		"	"	2,000.00	"
	D	150.00	"	"	175.00	"	"	1,500.00 (a)	6AM-2AM
			"	"		"	"	250.00 (b)	"
			"	"		"	"	500.00 (f)	"
			"	"		"	"	700.00 (c)	"
			"	"		"	"	1,000.00 (d)	"
			"	"		"	"	600.00 (e)	Closed
			"	"		"	"	1,000.00 (f)	6AM-2AM
			"	"		"	"	800.00 (g)	Closed
			"	"		"	"	2,000.00 (k)	11AM-10PM
(a) 18 hole Championship Golf Course Clubs (d) Fee is \$1,000, if restricted to on-sale only. (h) Wine festival license available for \$15.00 fee. (i) Luxury restaurant license (j) Affiliates of Internat'l Organization of Police Officers (k) Golf Course (e) Fee is \$600, if restricted to on sale only. (f) On and off sale (seven day license). (g) On and off sale (six day license).									
Kent County									
Bed and Breakfast	A	\$150.00	6AM-2AM	6AM-1AM	N-M	6AM-2AM	6AM-2AM	\$1,750.00	6AM-2AM
Country Inn	B	300.00	"	"	N-M	"	N-M	2,000.00(c)(f)(e)	6AM-1AM
	C	300.00	"	"				350.00 (b)	"
	D	300.00	"	"	6AM-2AM			550.00 (b)	"
			"	"				500.00 (a)(d)	11AM-M (d)
			"	"				1,500.00	9AM-2AM (e)
(a) On sale except beer. (d) Special Sunday BWL license, allowing sales from 7AM-12M for a \$15.00 fee. (e) Authorizes off-sale of beer and light wines. (b) Authorizes on-sale consumption only. (c) Special Mid. Wine License Privilege for Class B. (f) Class B restaurant or hotel license may obtain Special Sunday or caterer's license for add'l \$100 fee, sale BW/L for a \$500.00 fee. Light Wine License also available. (g) Special Theatre License authorizes on-sale BW/L for a \$500.00 fee. Light Wine License also available.									

Class	License Fee	Beer Weekdays	Saturdays	Sundays	License Fee	Beer & Light Wine Weekdays	Saturdays	Sundays	License Fee	Beer, Wine & Liquor Weekdays	Saturdays	Sundays
Montgomery County												
A					\$250.00 (k)	6AM-1AM	6AM-1AM	6Am-1AM				
B					400.00	9AM-1AM(h)	9AM-1AM (h)	10AM-1AM (b)(h)	\$2,500.00 (g)(j)(m)	9AM-1AM	9AM-2AM	10AM-1AM
C									1,000.00 (n)	10AM-2AM	10AM-2AM	10AM-2AM
									2,000.00 (q)	6AM-2AM	6AM-2AM	10AM-2AM
									1,000.00 (e)	"	"	"
									500.00 (o)	"	"	"
D					400.00	9AM-1AM(h)	9AM-1AM (h)	10AM-1AM (h)	300.00 (c)	11AM-12MN	11AM-12MN	10AM-12MN
H	400.00(d)	9AM-1AM	9AM-1AM	10AM-1AM	400.00 (d)	9AM-1AM	9AM-1AM	10AM-1AM				
Special Theater					\$100.00	(p)	(p)	(p)				

(a) "Light wines" includes up to 22%. Class A Light Wine issued to Class 4 Manufacturer to sell products at retail - \$100.00.
 (b) On sale only.
 (c) Authorizes consumption of liquor supplies by bona fide members on premises of clubs not licensed for sale of liquor.
 (d) On sale only; Class H authorized in Montgomery County for Hotels and Restaurants.
 (e) Issued to Veteran's Organizations, Fraternal and Sororal or Service Organizations.
 (f) Class B, issued to hotels and motels, permitting sale of Beer, Wine and Liquor including room service.
 (g) On Friday and Saturday, premises may remain open to 2AM the following day provided food is available.
 (h) Sales for off premises consumption permitted 6AM-1AM.
 (i) May remain open Mondays to 2AM on certain holidays.
 (j) May issue a caterer's privilege to a holder of a Class B restaurant or hotel (on-sale) beer, wine and liquor license for off premise events.
 (l) CAT (Caterer's License)
 (m) Special B-K license may be issued in the town of Kensington.
 (n) Special Performing Arts Facility License
 (o) Continuing Care Retirement Community License
 (p) When snacks are served; One hour before and after a performance, during intermission; During cast parties and receptions before and after a performance. (Issued only to theaters where live performances are held, or in non-profit movie theaters.)
 (q) Country club license.

Prince George's County												
A (a)					\$220.00	6AM-M	6AM-M	6AM-M	Closed	\$825.00	6AM-M	Closed
B					330.00	6AM-2AM (c)(d)	6AM-2AM (b)(c)(d)	6AM-2AM (b)(c)		1,320.00 (a)	6AM-2AM (b)(d)(g)	6AM-2AM(b)(g)
Golf Course (b)										330.00	6AM-2AM	6AM-2AM
Baseball (Bay Sox) (b)										2,200.00	"	"
Football (Fed Ex)(b)										19,800.00	"	"
BWL+(e)										2,200.00	"(d)	"
BLX (b)										2,750.00	"	"
Special Hotel - BH (b)										3,850.00	"	"
Country Inn (b)										1,375.00	"	"
Catering (b)										3,300.00	"	"
EFC (Univ. Of MD) (b)										3,850.00	"	"
EFC/DS (Univ. Of MD) (b)										6,750.00	"	"
ECR (Equestrian Center) (b)										2,200.00	"	"
RACE (Rosecroft) (b)										55.00 daily	"	"
Sun Sale (f)										770.00	Noon-2AM	6AM-2AM
MB/22 (b)										990.00	6AM-2AM	6AM-2AM
Veterans or Fraternal (b)										825.00	"	6AM-2AM
Country Club (b)										1,650.00	"	8AM-2AM
Yacht Club (b)										1,430.00	"	6AM-2AM (f)
Country Club or Club Concessionaire (a)(b)										1,650.00	"	"
D (b)(c)					330.00	6AM-2AM (d)	6AM-2AM (d)	6AM-2AM				

(e) Off sale from separate off sale shelves
 (f) Over 15.5% alcohol by the drink
 (g) Off sale from the main bar & dining room only
 NOTES: Application fee for all new licenses is \$700; application for transfer and transfer of location is \$500; Substitution of Corporate Officer application \$250; administrative processing fee (late fee) \$200;
 Any incorporated town is authorized to require any license holder in such town to pay an additional fee not exceeding 20% of the above delineated license fees; wine tasting license may be issued to a BWL license; Bd. of License Commissioners may prescribe rules for hours and days of sale; A Class B license providing authorized and approved live entertainment on Friday or Saturday may remain open until 3a.m.

Class	Beer		Beer & Light Wine		Beer, Wine & Liquor	
	License Fee	Weekdays	Sundays	Weekdays	Sundays	Weekdays
Queen Anne's County						
A	\$250.00	6AM-M	8AM-M	6AM-M	8AM-M	6AM-M
B	250.00	"	"	"	"	6AM-2AM
C (a)	50.00	"	"	"	"	"
D	250.00	"	"	"	"	"

(a) Issued only to non-profit clubs and National Veterans' Organizations
 (b) May obtain a caterer's license, fee \$100.00.
 (c) Add \$250 on caterer's License.
 (d) For clubs on sale only.

Class	Beer		Beer & Light Wine		Beer, Wine & Liquor	
	License Fee	Weekdays	Sundays	Weekdays	Sundays	Weekdays
St. Mary's County						
A	\$200.00	6AM-2AM	Open	6AM-2AM	6AM-2AM	6AM-2AM
B	400.00 (a)	6AM-2AM	6AM-2AM	6AM-2AM	6AM-2AM	"
C	200.00 (b)	6AM-2AM	6AM-2AM	6AM-2AM	6AM-2AM	"
D	250.00 (a)	6AM-2AM	6AM-2AM	6AM-2AM	6AM-2AM	6AM-2AM

(a) Issued only to non-profit clubs and National Veterans' Organizations
 (b) May obtain a caterer's license, fee \$100.00.
 (c) Add \$250 on caterer's License.
 (d) For clubs on sale only.

Class	Beer		Beer & Light Wine		Beer, Wine & Liquor	
	License Fee	Weekdays	Sundays	Weekdays	Sundays	Weekdays
Somerset County						
A	\$110.00	6AM-2AM	Closed	6AM-2AM	Closed	6AM-2AM
B	137.50	"	8AM-2AM	"	6AM-2AM	"
C	220.00	"	Closed	"	Closed	"
D	27.50	"	"	"	"	"
	220.00	"	"	"	"	"

(a) Wine and Liquor on sale only. (b) Sunday sales permitted if food available on premises.

Class	Beer		Beer & Light Wine		Beer, Wine & Liquor	
	License Fee	Weekdays	Sundays	Weekdays	Sundays	Weekdays
Talbot County						
A	\$400.00	6AM-12M	8AM-12M	6AM-12M	8AM-12M	6AM-12M
AW	\$200.00	"	"	"	"	"
B (f)	\$750.00	6AM-2AM	10AM-2AM	6AM-2AM	10AM-2AM	6AM-2AM
F-A						
Banquet Facility (d)	150.00	12N-12M	12N-12M	12N-12M	12N-12M	10AM-2AM
Non-Profit Theaters (d)	150.00	6AM-2AM	12:30PM-2AM	6AM-2AM	12:30PM-2AM	6AM-2AM
B-T	1,000.00	6AM-12M	8AM-12M	6AM-12M	8AM-12M	6AM-2AM
Marinas (e)						

(a) Designated as Class E license (off sale)
 (b) Designated as Class F license
 (c) Designated as Class G, issued to qualified non-profit clubs and National Veterans' Organizations or Class GC, Public golf course, hrs: 7a.m.-10a.m.M-S; 7a.m.-10 p.m.Sun
 (d) On-sale consumption
 (e) On and off sale consumption
 (f) Caterer's endorsement fee of \$200.00

NOTE: The Talbot County Commissioners regulate the retail sale of alcoholic beverages.
 See Section 206, Article 2B, A.C.M.

Class	License Fee	Beer Weekdays	Sundays	License Fee	Beer & Light Wine Weekdays	Sundays	License Fee	Beer, Wine & Liquor Weekdays	Sundays
Washington County									
A	\$100.00	6AM-2AM	N-M	\$150.00	6AM-2AM	N-M	\$300.00	6AM-2AM	N-M
B	50.00	"	"	200.00	"	"	1,000.00	"	"
C	100.00	"	"	200.00	"	"	200.00	"	"
D	100.00	"	"	150.00	"	"	1,000.00	"	"
Wicomico County									
A	\$175.00	6AM-M	Closed	\$275.00	6AM-M	Closed	\$4,400.00	6AM-M	Closed
B	275.00	"	6AM-M	350.00	"	6AM-M			
	275.00	6AM-2AM (e)	12:30 PM-M	400.00	6AM-2AM	12:30 PM-M (e)	1,320.00 (a1)(f)	10AM-2AM	12:30 PM-M (c)
C	75.00	10AM-1AM	12:30PM-10PM (c)	125.00	10AM-1AM	12:30PM- (m)	(b)	"	"
D	275.00	6AM-2AM	6AM-M	400.00	6AM-2AM	12:30PM-M (c) (e)	2,200.00(d)	"	12:30PM-M
GC							2,200.00	"	12:30PM-M
Worcester County									
A	\$287.50	6AM-2AM	Closed	\$450.00	6AM-2AM	Closed			
B	350.00	"	6AM-2AM	525.00	"	6AM-2AM			
	362.50	9AM-2AM (a)	Closed	475.00	9AM-2AM (a)	Closed	\$2,250.00 (f)	9AM-2AM (a)	Closed (d)
	450.00	"	9AM-2AM (a)	575.00	"	9AM-2AM	3,125.00 (b)(f)	"	9AM-2AM (a)
C	200.00	"	"	275.00 (h)	"	"	625.00 (f)	9AM-2AM (a)	Closed (d)(e)
D	437.50	9AM-2AM (a)	Closed	500.00	9AM-2AM (a)	Closed	975.00 (i)	"	"
	550.00	"	9AM-2AM (a)	625.00	"	9AM-2AM (a)	3,750.00 (c)	"	9AM-2AM (a)
							4,250.00 (g)	"	"

Pouring (on sale) beer \$350, beer and wine \$400, beer, wine and liquor \$750.
 Special Cumberland and Shenandoah Valley Wine Festival License authorizes Maryland wineries to display, sell and sample Maryland wines. Fee to be set by the board.
 Special Wine Tasting License for Class A - BWL \$200.00 yearly (12 times annually).

(a) Permits sales for off premise consumption between 6AM and 2AM.
 (b) Licenses to be issued to premises within Municipal Corporation must be approved by Mayor & Town Council.
 (c) Authorized areas restricted.
 (d) Special \$100.00 per day permit available authorizing sale on Sunday to conventions.
 (e) Special Sunday license to Class C, Beer, Wine and Liquor licensees, permits up to eight Special Sunday events, Fee \$100.00 per day.
 (f) A caterer's license is available; fee \$500.00.
 (g) Ocean City Municipal Golf Course license; no license fee.
 (h) Issued in tenth district only.
 (i) Seven Day License.
 (a) On sale only, must have minimum seating capacity of 140 persons.
 (b) Fee according to membership and 6-day license (7-day): 50-399 = \$275.00 (\$400.00), 400-599 = \$550.00 (\$675.00), 600 or more = \$825.00 (\$950.00) to non-profit fraternal, social or veterans' clubs.
 (c) On Sale Sunday license permit sales to seated patrons, an additional \$100.00 per year.
 (d) On sale only, must have minimum seating capacity of 140 persons.
 (e) Off sale weekdays 6am-M; Sunday Stadium beer & light wine on-sale license fee is \$2000.00
 Class D-Bowling beer & wine, fee \$275.00
 NOTE: Class B-Conference Center license available, fee \$1500.00
 Stadium beer & light wine on-sale license fee is \$2000.00
 Class D-Bowling beer & wine, fee \$275.00

(a) Permits sales for off premise consumption between 6AM and 2AM.
 (b) Licenses to be issued to premises within Municipal Corporation must be approved by Mayor & Town Council.
 (c) Authorized areas restricted.
 (d) Special \$100.00 per day permit available authorizing sale on Sunday to conventions.
 (e) Special Sunday license to Class C, Beer, Wine and Liquor licensees, permits up to eight Special Sunday events, Fee \$100.00 per day.
 (f) A caterer's license is available; fee \$500.00.
 (g) Ocean City Municipal Golf Course license; no license fee.
 (h) Issued in tenth district only.
 (i) Seven Day License.
 (a) On sale only, must have minimum seating capacity of 140 persons.
 (b) Fee according to membership and 6-day license (7-day): 50-399 = \$275.00 (\$400.00), 400-599 = \$550.00 (\$675.00), 600 or more = \$825.00 (\$950.00) to non-profit fraternal, social or veterans' clubs.
 (c) On Sale Sunday license permit sales to seated patrons, an additional \$100.00 per year.
 (d) On sale only, must have minimum seating capacity of 140 persons.
 (e) Off sale weekdays 6am-M; Sunday Stadium beer & light wine on-sale license fee is \$2000.00
 Class D-Bowling beer & wine, fee \$275.00
 NOTE: Class B-Conference Center license available, fee \$1500.00
 Stadium beer & light wine on-sale license fee is \$2000.00
 Class D-Bowling beer & wine, fee \$275.00

Retail Licenses Issuing Authority

Allegany County

Board of License Commissioners
701 Kelly Road, Room 202
Cumberland, Maryland 21502
Phone: 301-724-6485 FAX: 301-777-2001

Annapolis (City of)

Alcoholic Beverage Control Board
Municipal Building, Room 102
160 Duke of Gloucester Street
Annapolis, Maryland 21401-2526
Phone: 410-263-7942 FAX: 410-280-1853

Anne Arundel County

Board of License Commissioners
94 Franklin Street
Annapolis, Maryland 21401
Phone: 410-222-1148 FAX: 410-222-1810

Baltimore (City of)

Board of Liquor License Commissioners
231 East Baltimore Street, 6th Floor
Baltimore, Maryland 21202
Phone: 410-396-4385

Baltimore County

Board of Liquor License Commissioners
County Office Building
111 W. Chesapeake Ave., Room G14
Towson, Maryland 21204
Phone: 410-887-3191 FAX: 410-887-3970

Calvert County

Liquor Board
Calvert County Court House
175 Main Street
Prince Frederick, Maryland 20678-3337
Phone: 410-535-1600 ext. 2306
FAX: 410-535-1787

Caroline County

Board of License Commissioners
Health and Public Service Building
403 South Seventh St., Suite 210
Denton, Maryland 21629-1335
Phone: 410-479-8100 FAX: 410-479-4187

Carroll County

Board of License Commissioners
County Office Building
225 N. Center Street, Room 113
Westminster, Maryland 21157-5194
Phone: 410-386-2094 FAX: 410-386-2444

Cecil County

Liquor Board
129 East Main Street, Suite 105
Elkton, Maryland 21921
Phone: 410-996-5215 FAX: 410-996-1172

Charles County

Board of License Commissioners
County Government Building
P.O. Box 2150
La Plata, Maryland 20646
Phone: 301-645-0555 FAX: 301-645-0515

***Dorchester County**

Board of License Commissioners
County Office Building
501 Court Lane, Room 101
Cambridge, MD 21613
Phone: 410-901-1076 FAX: 410-228-9641

Frederick County

Liquor Board
12 E. Church Street, Winchester Hall
Frederick, Maryland 21701
Phone: 301-600-1156 FAX: 301-600-3500

*Board of County Commissioners acts as Board of License Commissioners

Retail Licenses Issuing Authority

Garrett County

Board of License Commissioners
Frederick A. Thayer III Courthouse
313 E. Alder Street, Room 105
Oakland, Maryland 21550
Phone: 301-334-1925 FAX: 301-334-5022

Harford County

Liquor Control Board
16 N. Main Street
Bel Air, Maryland 21014-3780
Phone: 410-879-6370 FAX: 410-638-4970

Howard County

Board of License Commissioners
George Howard Building
3430 Court House Drive
Ellicott City, Maryland 21043
Phone: 410-313-2008 FAX: 410-313-3298

***Kent County**

Board of License Commissioners
Government Center
400 High Street
Chestertown, Maryland 21620
Phone: 410-778-7451 or 7435
FAX: 410-778-7482

Montgomery County

Board of License Commissioners
16650 Crabbs Branch Way, Room 203
Rockville, Maryland 20855-2297
Phone: 240-777-1999 FAX: 240-777-1991

Prince George's County

Board of License Commissioners
6200 Baltimore Avenue, 3rd Floor
Riverdale Park, Maryland 20737
Phone: 301-699-2770 FAX: 301-985-3548

Queen Anne's County

Board of License Commissioners
160 Coursevall Drive
Centreville, Maryland 21617
Phone: 410-758-3133 FAX: 410-758-8473

St. Mary's County

Alcohol Beverage Board
P.O. Box 653, 41650 Tudor Hall Road
Leonardtown, Maryland 20650
Phone: 301-475-7844 ext. 1600 FAX: 301-475-3364

Somerset County

Board of License Commissioners
P.O. Box 74
Princess Anne, Maryland 21853
Phone: 410-651-0440 FAX: 410-651-9026

Talbot County

Board of License Commissioners
Talbot County Courthouse
11 N. Washington Street
Easton, Maryland 21601
Phone: 410-770-8019 FAX: 410-770-8013

Washington County

Board of License Commissioners
148 W. Washington Street
Hagerstown, Maryland 21740
Phone: 301-797-4591 FAX: 301-797-4599

Wicomico County

Board of License Commissioners
201 East Market Street, Suite 112
P.O. Box 78
Salisbury, Maryland 21803-0078
Phone: 410-548-4835 FAX: 410-548-4374

Worcester County

Board of License Commissioners
Government Center
One West Market St., Room 1201
Snow Hill, Maryland 21863-1070

*Board of County Commissioners acts as Board of License Commissioners

Liquor Control Boards

Garrett County

Liquor Control Board
Frederick A. Thayer III Courthouse
313 E. Alder Street, Room 105
Oakland, Maryland 21550
Phone: 301-334-1925 FAX: 301-334-5022

Montgomery County

Department of Liquor Control
16650 Crabbs Branch Way
Rockville, Maryland 20855-2297
Phone: 240-777-1990 FAX: 240-777-1962

Somerset County

Liquor Control Board
11754 South Somerset Avenue
Princess Anne, Maryland 21853
Phone: 410-651-0588 FAX: 410-651-3622

Wicomico County

Liquor Control Board
807 S. Salisbury Boulevard
Salisbury, Maryland 21801
Phone: 410-749-5721 FAX: 410-341-0860

Worcester County

Liquor Control Board
5363 Snow Hill Road
Snow Hill, Maryland 21863
Phone: 410-632-1250 FAX: 410-632-3010

Dispensary Locations

Montgomery County

Auburn Avenue
Burtonsville
Cabin John
Chevy Chase
Cloverly
Falls Grove
Flower
Gaithersburg
Kensington
Kingsview
Leisure World
Milestone
Montgomery Village

Montrose Crossing
Muddy Branch
Olney
Pike
Potomac
Quince Orchard
Silver Spring
Twinbrook
Walnut Hill
Westwood
Wheaton
White Oak

Somerset County

Crisfield
Pocomoke
Princess Anne

Wicomico County

Salisbury - 3

Worcester County

Berlin - 1
Ocean City - 3
Pocomoke City - 1
Snow Hill - 1

State of Maryland - Clerks of the Court

Dawne D. Lindsey, Clerk
Allegany County Circuit Court
30 Washington Street
Cumberland, Maryland 21502
Telephone: 301-777-5922
1-800-988-9087
Fax: 301-777-2100

Robert P. Duckworth, Clerk
Anne Arundel County Circuit Court
Court House, 7 Church Circle
P. O. Box 71
Annapolis, Maryland 21404
Telephone: 410-222-1397
Fax: 410-222-1395

Frank M. Conaway, Clerk
Baltimore City Circuit Court
110 N. Calvert Street, Room 628
Court House West
Baltimore, Maryland 21202
Telephone: 410-333-3790
Fax: 410-333-3767

Suzanne Mensh, Clerk
Baltimore County Circuit Court
County Courts Building
P. O. Box 6754
401 Bosley Avenue
Towson, Maryland 21285-6754
Telephone: 410-887-2602
1-800-938-5802
Fax: 410-887-3062

Kathy P. Smith, Clerk
Calvert County Circuit Court
Court House, 175 Main Street
Prince Frederick, Maryland 20678
Telephone: 410-535-1660
1-888-535-0113
Fax: 410-535-9572

F. Dale Minner, Clerk
Caroline County Circuit Court
Court House, P. O. Box 458
Denton, Maryland 21629
Telephone: 410-479-1811
Fax: 410-479-1142

Donald B. Sealing II, Clerk
Carroll County Circuit Court
Court House Annex
55 N. Court Street, Room G8
Westminster, Maryland 21157
Telephone: 410-386-2026
Fax: 410-876-0822

William L. Breckman, Clerk
Cecil County Circuit Court
129 N. Main Street, Room 108
Elkton, Maryland 21921-5971
Telephone: 410-996-5373
1-888-287-0576
Fax: 410-392-6032

Sharon L. Hancock, Clerk
Charles County Circuit Court
200 Charles Street
P. O. Box 970, Court House
LaPlata, Maryland 20646-0970
Telephone: 301-932-3202
1-888-932-2072
Fax: 301-932-3206

Michael L. Baker, Clerk
Dorchester County Circuit Court
Court House, 206 High Street
P. O. Box 150
Cambridge, Maryland 21613
Telephone: 410-228-0480
1-800-340-9186
Fax: 410-228-1860

Sandra K. Dalton, Clerk
Frederick County Circuit Court
Court House, 100 W. Patrick Street
Frederick, Maryland 21701
Telephone: 301-600-1976
Fax: 301-846-2245

Sondra Buckel, Acting Clerk
Garrett County Circuit Court
Court House, P. O. Box 447
Oakland, Maryland 21550
Telephone: 301-334-1937
Fax: 301-334-5017

James Reilly, Clerk
Harford County Circuit Court
20 W. Courtland Street
Bel Air, Maryland 21014-3783
Telephone: 410-838-4952
Fax: 410-836-7615

Margaret D. Rappaport, Clerk
Howard County Circuit Court
Court House, 8360 Court Avenue
Ellicott City, Maryland 21043
Telephone: 410-313-2111
1-888-313-0197
Second Location:
The Thomas Dorsey Bldg.
9250 Bendix Road
Columbia, Maryland 21045
Telephone: 410-313-5850

Mark L. Mumford, Clerk
Kent County Circuit Court
103 North Cross Street
Chestertown, Maryland 21620
Telephone: 410-778-7460
1-800-989-2520
Fax: 410-778-7412

Loretta E. Knight, Clerk
Montgomery County Circuit Court
"Judicial Center"
50 Maryland Avenue, Room 122A
Rockville, Maryland 20850
Telephone: 240-777-9464
Fax: 240-777-9468

Peggy Magee, Clerk
Prince George's County Circuit Court
Mail: 14735 Main Street, Room M1401
Actual: 14741 Gov. Oden Bowie Drive, Rm L15
Upper Marlboro, Maryland 20772-9886
Telephone: 301-952-3289
1-800-937-1335

Scott MacGlashan, Clerk
Queen Anne's County Circuit Court
100 Court House Square
Centreville, Maryland 21617
Telephone: 410-758-1773
1-800-987-7591

Joan W. Williams, Clerk
St. Mary's County Circuit Court
41605 Courthouse Drive
P. O. Box 676
Leonardtown, Maryland 20650
Telephone: 301-475-7844, ext. 4567
Fax: 301-475-4470

I. Theodore Phoebus, Clerk
Somerset County Circuit Court
Court House, 30512 Prince William Street
P. O. Box 99
Princess Anne, Maryland 21853
Telephone: 410-845-4840
1-800-341-2206
Fax: 410-845-4841

Mary Ann Shortall, Clerk
Talbot County Circuit Court
11 N. Washington St.,
Suite 16
Easton, Maryland 21601
Telephone: 410-822-2611
1-800-339-3403
Fax: 410-820-8168

Dennis J. Weaver, Clerk
Washington County Circuit Court
P. O. Box 229 (zip 21741)
95 W. Washington Street (zip 21740)
Hagerstown, Maryland
Telephone: 301-733-8660
1-800-937-2062
Fax: 301-791-1151

Mark S. Bowen, Clerk
Wicomico County Circuit Court
101 North Division Street
Salisbury, Maryland 21801
Telephone: 410-543-6551
1-800-989-6592

Stephen V. Hales, Clerk
Worcester County Circuit Court
P. O. Box 40, Court House Room 104
Snow Hill, Maryland 21863
Telephone: 410-632-5500
1-800-340-0691

Printed by the Comptroller of Maryland
Support Services Unit on Recycled Paper

